

NEW MEXICO ENGLISH LANGUAGE PROFICIENCY ASSESSMENT 2006

Annual Summary Report for the State

GRADE: K
LEVEL: PRIMARY

TEST DATE: 04/06

Mean Total Composite Scaled Score
560.3

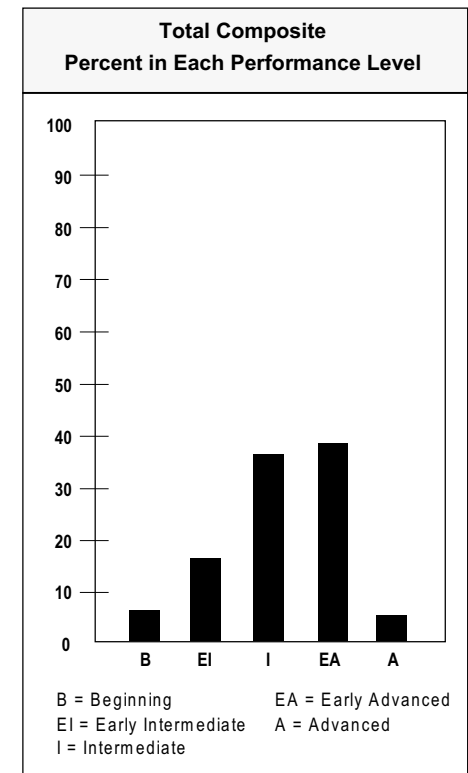


B = Beginning, EI = Early Intermediate, I = Intermediate, EA = Early Advanced, A = Advanced

**Ready to participate in a regular English program

Total Composite	Total Number of Students	Total Number Tested	Total Number of Valid Scores	Number Ineligible	Beginning No. of Students % of Students	Early Intermediate No. of Students % of Students	Intermediate No. of Students % of Students	Early Advanced No. of Students % of Students	Advanced No. of Students % of Students
		7399	7380	7279	19	444 6	1138 16	2589 36	2774 38

	Number Tested	Maximum Possible	Mean Score Pts. Earned	Mean Scaled Score	Beginning	Early Intermediate	Intermediate	Early Advanced	Advanced	
					No. of Students % of Students	No. of Students % of Students	No. of Students % of Students	No. of Students % of Students	No. of Students % of Students	
English Language Domains	Listening	7374	20	15.4	571.7	728 10	665 9	2637 36	1495 20	1849 25
	Speaking	7350	34	22.9	578.2	827 11	919 13	1459 20	2017 27	2128 29
	Reading	7335	20	5.5	541.5	1386 19	1604 22	2497 34	1544 21	304 4
	Total Writing	7327	26	9.7	546.0	1058 14	1539 21	2703 37	1655 23	372 5
	Comprehension (Listening & Reading)	7333	40	20.9	554.3	533 7	1493 20	3051 42	1883 26	373 5
Communication Skills	Social (Listening & Speaking)	7345	54	38.3	574.8	686 9	872 12	1650 22	2080 28	2057 28
	Academic (Reading & Total Writing)	7302	46	15.2	546.4	881 12	1410 19	3486 48	1312 18	213 3
	Productive (Direct Writing & Speaking)	7303	50	29.5	565.6	778 11	976 13	1796 25	2295 31	1458 20



Percentages may not add to 100% due to rounding.
The — symbol indicates fewer than 10 valid scores.

NA indicates no valid scores.

Copyright © 2006 by Harcourt Assessment, Inc. All rights reserved.

COPY 01
PROCESS NO. 06496003-2851217-0000-00001-1

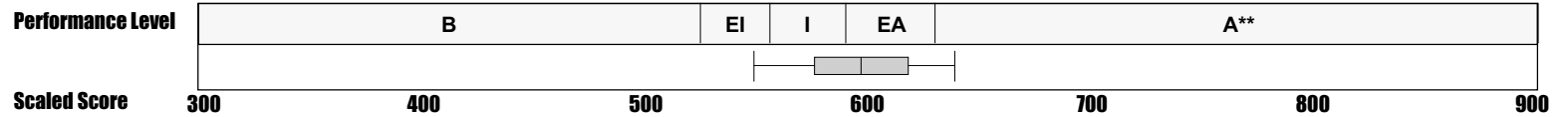
NEW MEXICO ENGLISH LANGUAGE PROFICIENCY ASSESSMENT 2006

Annual Summary Report for the State

GRADE: 01
LEVEL: PRIMARY

TEST DATE: 04/06

Mean Total Composite Scaled Score
596.0

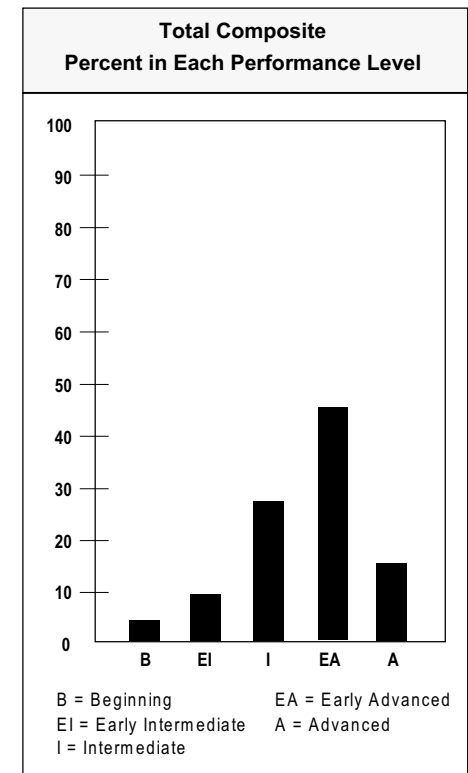


B = Beginning, EI = Early Intermediate, I = Intermediate, EA = Early Advanced, A = Advanced

**Ready to participate in a regular English program

Total Composite	Total Number of Students	Total Number Tested	Total Number of Valid Scores	Number Ineligible	Beginning No. of Students % of Students	Early Intermediate No. of Students % of Students	Intermediate No. of Students % of Students	Early Advanced No. of Students % of Students	Advanced No. of Students % of Students
		7086	7071	7014	15	256 4	628 9	1886 27	3180 45

	Number Tested	Maximum Possible	Mean Score Pts. Earned	Mean Scaled Score	Beginning	Early Intermediate	Intermediate	Early Advanced	Advanced	
					No. of Students % of Students	No. of Students % of Students	No. of Students % of Students	No. of Students % of Students	No. of Students % of Students	
English Language Domains	Listening	7062	20	16.7	595.5	374 5	1016 14	2539 36	1804 26	1329 19
	Speaking	7036	34	27.0	608.4	578 8	550 8	1532 22	2016 29	2360 34
	Reading	7052	20	10.2	593.4	328 5	1126 16	1994 28	2270 32	1334 19
	Total Writing	7050	26	15.0	597.3	266 4	816 12	2047 29	2252 32	1669 24
	Comprehension (Listening & Reading)	7051	40	26.8	592.6	227 3	601 9	2532 36	2429 34	1262 18
Communication Skills	Social (Listening & Speaking)	7028	54	43.6	601.3	469 7	625 9	1588 23	2322 33	2024 29
	Academic (Reading & Total Writing)	7044	46	25.2	595.3	172 2	791 11	2181 31	2660 38	1240 18
	Productive (Direct Writing & Speaking)	7020	50	36.7	601.8	478 7	566 8	1507 21	2863 41	1606 23



Percentages may not add to 100% due to rounding.
The — symbol indicates fewer than 10 valid scores.

NA indicates no valid scores.

Copyright © 2006 by Harcourt Assessment, Inc. All rights reserved.

COPY 01
PROCESS NO. 06496003-2851217-0000-00002-1

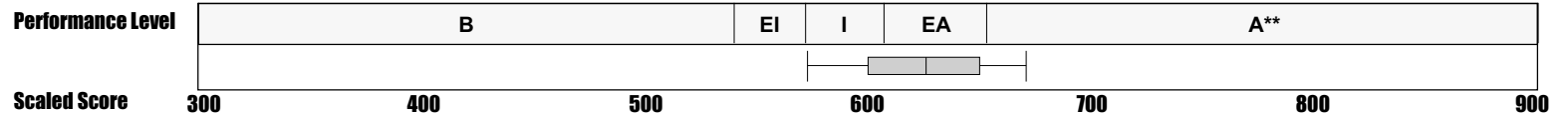
NEW MEXICO ENGLISH LANGUAGE PROFICIENCY ASSESSMENT 2006

Annual Summary Report for the State

GRADE: 02
LEVEL: PRIMARY

TEST DATE: 04/06

Mean Total Composite Scaled Score
624.2

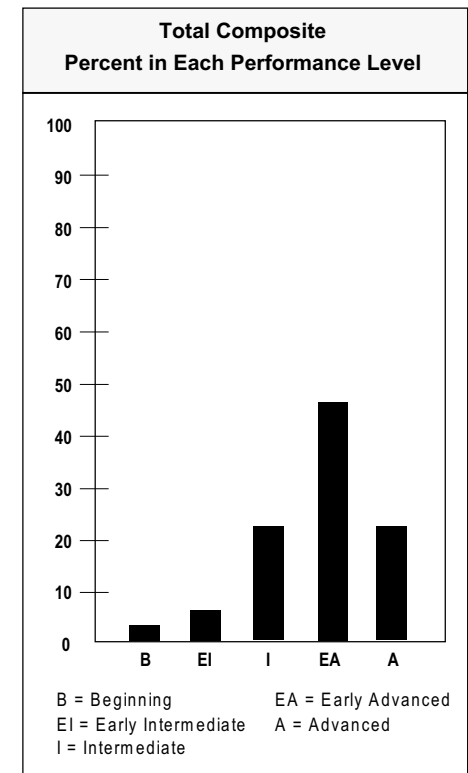


B = Beginning, EI = Early Intermediate, I = Intermediate, EA = Early Advanced, A = Advanced

**Ready to participate in a regular English program

Total Composite	Total Number of Students	Total Number Tested	Total Number of Valid Scores	Number Ineligible	Beginning No. of Students % of Students	Early Intermediate No. of Students % of Students	Intermediate No. of Students % of Students	Early Advanced No. of Students % of Students	Advanced No. of Students % of Students
		6472	6453	6429	19	217 3	410 6	1403 22	2955 46

		Number Tested	Maximum Possible	Mean Score Pts. Earned	Mean Scaled Score	Beginning	Early Intermediate	Intermediate	Early Advanced	Advanced
						No. of Students % of Students	No. of Students % of Students	No. of Students % of Students	No. of Students % of Students	No. of Students % of Students
English Language Domains	Listening	6444	20	17.4	615.2	270 4	1033 16	1165 18	1783 28	2193 34
	Speaking	6442	34	29.0	628.9	436 7	553 9	1247 19	1725 27	2481 39
	Reading	6447	20	14.0	636.7	144 2	450 7	1247 19	2285 35	2321 36
	Total Writing	6442	26	18.1	628.6	137 2	385 6	1424 22	3041 47	1455 23
	Comprehension (Listening & Reading)	6444	40	31.4	628.1	166 3	421 7	1484 23	2519 39	1854 29
Communication Skills	Social (Listening & Speaking)	6433	54	46.4	621.5	401 6	430 7	1614 25	2338 36	1650 26
	Academic (Reading & Total Writing)	6442	46	32.1	630.6	104 2	397 6	1460 23	2516 39	1965 31
	Productive (Direct Writing & Speaking)	6432	50	40.4	627.8	374 6	365 6	1169 18	2606 41	1918 30



Percentages may not add to 100% due to rounding.
The — symbol indicates fewer than 10 valid scores.

NA indicates no valid scores.

Copyright © 2006 by Harcourt Assessment, Inc. All rights reserved.

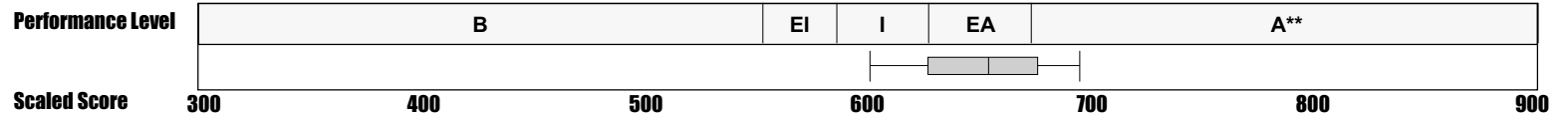
COPY 01
PROCESS NO. 06496003-2851217-0000-00003-1

NEW MEXICO ENGLISH LANGUAGE PROFICIENCY ASSESSMENT 2006

Annual Summary Report for the State

GRADE: 03 TEST DATE: 04/06
 LEVEL: ELEMENTARY

Mean Total Composite Scaled Score
650.5

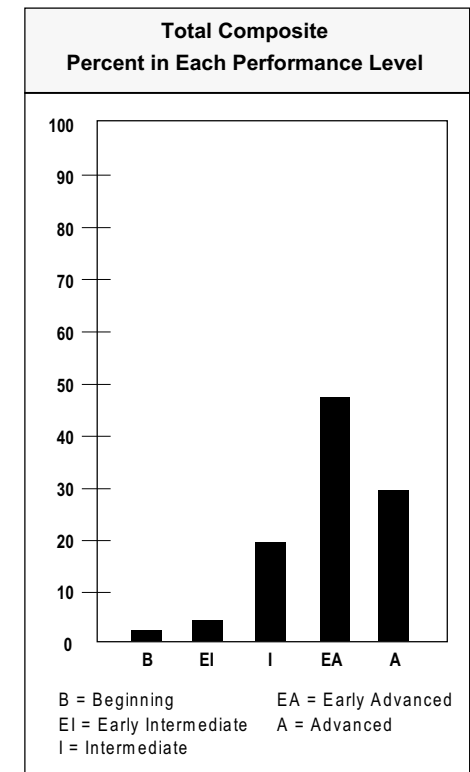


B = Beginning, EI = Early Intermediate, I = Intermediate, EA = Early Advanced, A = Advanced

**Ready to participate in a regular English program

Total Composite	Total Number of Students	Total Number Tested	Total Number of Valid Scores	Number Ineligible	Beginning No. of Students % of Students	Early Intermediate No. of Students % of Students	Intermediate No. of Students % of Students	Early Advanced No. of Students % of Students	Advanced No. of Students % of Students
	6430	6413	6391	17	121 2	255 4	1198 19	2992 47	1825 29

	Number Tested	Maximum Possible	Mean Score Pts. Earned	Mean Scaled Score	Beginning	Early Intermediate	Intermediate	Early Advanced	Advanced	
					No. of Students % of Students	No. of Students % of Students	No. of Students % of Students	No. of Students % of Students	No. of Students % of Students	
English Language Domains	Listening	6405	20	14.6	651.3	120 2	433 7	1085 17	3146 49	1621 25
	Speaking	6408	34	29.5	674.8	230 4	221 3	950 15	1576 25	3431 54
	Reading	6401	20	12.1	650.7	178 3	346 5	1165 18	2654 41	2058 32
	Total Writing	6399	30	18.6	648.6	240 4	431 7	1320 21	2643 41	1765 28
	Comprehension (Listening & Reading)	6400	40	26.7	649.3	96 2	279 4	1573 25	2616 41	1836 29
Communication Skills	Social (Listening & Speaking)	6400	54	44.1	657.7	159 2	259 4	1024 16	2481 39	2477 39
	Academic (Reading & Total Writing)	6396	50	30.7	648.1	142 2	354 6	1396 22	2561 40	1943 30
	Productive (Direct Writing & Speaking)	6395	44	34.4	659.2	220 3	196 3	960 15	2177 34	2842 44




Percentages may not add to 100% due to rounding.
 The — symbol indicates fewer than 10 valid scores. NA indicates no valid scores.

NEW MEXICO ENGLISH LANGUAGE PROFICIENCY ASSESSMENT 2006

Annual Summary Report for the State

GRADE: 04 TEST DATE: 04/06
 LEVEL: ELEMENTARY

Mean Total Composite Scaled Score
663.8

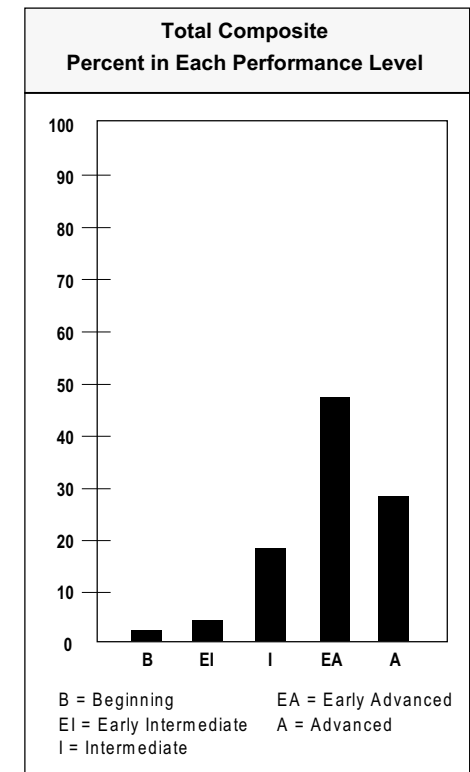


B = Beginning, EI = Early Intermediate, I = Intermediate, EA = Early Advanced, A = Advanced

**Ready to participate in a regular English program

Total Composite	Total Number of Students	Total Number Tested	Total Number of Valid Scores	Number Ineligible	Beginning No. of Students % of Students	Early Intermediate No. of Students % of Students	Intermediate No. of Students % of Students	Early Advanced No. of Students % of Students	Advanced No. of Students % of Students
		6106	6097	6080	9	145 2	258 4	1079 18	2875 47

	Number Tested	Maximum Possible	Mean Score Pts. Earned	Mean Scaled Score	Beginning	Early Intermediate	Intermediate	Early Advanced	Advanced	
					No. of Students % of Students	No. of Students % of Students	No. of Students % of Students	No. of Students % of Students	No. of Students % of Students	
English Language Domains	Listening	6094	20	15.5	662.8	134 2	362 6	1304 21	2197 36	2097 34
	Speaking	6093	34	30.2	683.1	228 4	241 4	1038 17	1646 27	2940 48
	Reading	6092	20	13.5	668.6	170 3	327 5	1199 20	2207 36	2189 36
	Total Writing	6086	30	20.5	665.2	207 3	309 5	1166 19	2387 39	2017 33
	Comprehension (Listening & Reading)	6090	40	29.0	663.7	89 1	378 6	1059 17	2791 46	1773 29
Communication Skills	Social (Listening & Speaking)	6090	54	45.7	668.3	198 3	233 4	978 16	2823 46	1858 31
	Academic (Reading & Total Writing)	6086	50	34.0	664.5	136 2	358 6	1030 17	2741 45	1821 30
	Productive (Direct Writing & Speaking)	6082	44	35.8	672.1	236 4	203 3	795 13	2112 35	2736 45



Percentages may not add to 100% due to rounding.
 The — symbol indicates fewer than 10 valid scores. NA indicates no valid scores.


NEW MEXICO ENGLISH LANGUAGE PROFICIENCY ASSESSMENT 2006

Annual Summary Report for the State

GRADE: 05
LEVEL: ELEMENTARY

TEST DATE: 04/06

Mean Total Composite Scaled Score
674.9

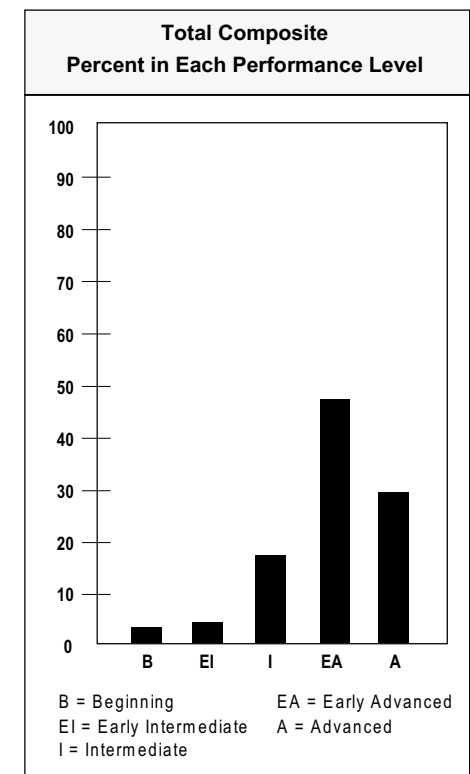


B = Beginning, EI = Early Intermediate, I = Intermediate, EA = Early Advanced, A = Advanced

**Ready to participate in a regular English program

Total Composite	Total Number of Students	Total Number Tested	Total Number of Valid Scores	Number Ineligible	Beginning No. of Students % of Students	Early Intermediate No. of Students % of Students	Intermediate No. of Students % of Students	Early Advanced No. of Students % of Students	Advanced No. of Students % of Students
		5776	5757	5729	19	173 3	253 4	997 17	2671 47

	Number Tested	Maximum Possible	Mean Score Pts. Earned	Mean Scaled Score	Beginning	Early Intermediate	Intermediate	Early Advanced	Advanced	
					No. of Students % of Students	No. of Students % of Students	No. of Students % of Students	No. of Students % of Students	No. of Students % of Students	
English Language Domains	Listening	5750	20	16.1	672.5	180 3	298 5	1312 23	2442 42	1518 26
	Speaking	5748	34	30.6	689.6	245 4	273 5	1030 18	1150 20	3050 53
	Reading	5741	20	14.5	682.1	137 2	397 7	945 16	2185 38	2077 36
	Total Writing	5737	30	21.8	678.9	201 4	322 6	852 15	2288 40	2074 36
	Comprehension (Listening & Reading)	5741	40	30.6	675.4	104 2	356 6	1206 21	2187 38	1888 33
Communication Skills	Social (Listening & Speaking)	5741	54	46.7	676.8	210 4	265 5	969 17	2728 48	1569 27
	Academic (Reading & Total Writing)	5732	50	36.3	677.7	158 3	351 6	924 16	2518 44	1781 31
	Productive (Direct Writing & Speaking)	5733	44	36.7	682.7	241 4	243 4	824 14	2086 36	2339 41



Percentages may not add to 100% due to rounding.
The — symbol indicates fewer than 10 valid scores.

NA indicates no valid scores.

Copyright © 2006 by Harcourt Assessment, Inc. All rights reserved.

COPY 01
PROCESS NO. 06496003-2851217-0000-00006-1


NEW MEXICO ENGLISH LANGUAGE PROFICIENCY ASSESSMENT 2006

Annual Summary Report for the State

GRADE: 06
LEVEL: MIDDLE

TEST DATE: 04/06

Mean Total Composite Scaled Score
673.9

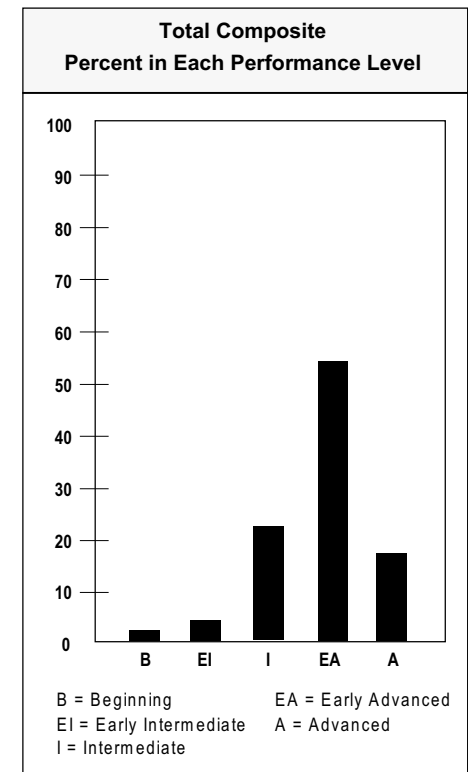


B = Beginning, EI = Early Intermediate, I = Intermediate, EA = Early Advanced, A = Advanced

**Ready to participate in a regular English program

Total Composite	Total Number of Students	Total Number Tested	Total Number of Valid Scores	Number Ineligible	Beginning No. of Students % of Students	Early Intermediate No. of Students % of Students	Intermediate No. of Students % of Students	Early Advanced No. of Students % of Students	Advanced No. of Students % of Students
		5499	5479	5440	20	114 2	236 4	1221 22	2955 54

	Number Tested	Maximum Possible	Mean Score Pts. Earned	Mean Scaled Score	Beginning	Early Intermediate	Intermediate	Early Advanced	Advanced	
					No. of Students % of Students	No. of Students % of Students	No. of Students % of Students	No. of Students % of Students	No. of Students % of Students	
English Language Domains	Listening	5471	20	15.3	671.9	202 4	259 5	1244 23	2248 41	1518 28
	Speaking	5463	34	30.5	704.6	187 3	206 4	899 16	1383 25	2788 51
	Reading	5459	24	14.8	673.3	82 2	303 6	1621 30	2392 44	1061 19
	Total Writing	5455	34	23.0	673.9	156 3	422 8	1130 21	2537 47	1210 22
	Comprehension (Listening & Reading)	5458	44	30.0	670.5	111 2	281 5	1524 28	2708 50	834 15
Communication Skills	Social (Listening & Speaking)	5455	54	45.8	682.2	165 3	210 4	1090 20	2576 47	1414 26
	Academic (Reading & Total Writing)	5452	58	37.8	671.7	104 2	382 7	1379 25	2467 45	1120 21
	Productive (Direct Writing & Speaking)	5443	44	37.1	690.9	174 3	175 3	863 16	1715 32	2516 46



Percentages may not add to 100% due to rounding.
The — symbol indicates fewer than 10 valid scores. NA indicates no valid scores.


NEW MEXICO ENGLISH LANGUAGE PROFICIENCY ASSESSMENT 2006

Annual Summary Report for the State

GRADE: 07
LEVEL: MIDDLE

TEST DATE: 04/06

Mean Total Composite Scaled Score
675.7

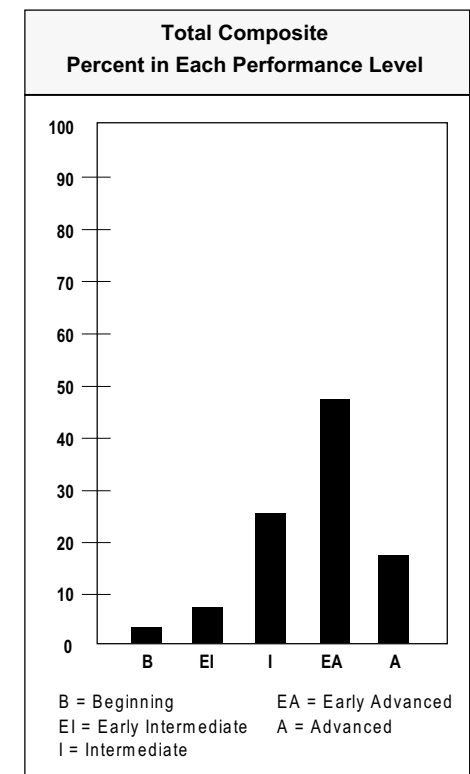


B = Beginning, EI = Early Intermediate, I = Intermediate, EA = Early Advanced, A = Advanced

**Ready to participate in a regular English program

Total Composite	Total Number of Students	Total Number Tested	Total Number of Valid Scores	Number Ineligible	Beginning No. of Students % of Students	Early Intermediate No. of Students % of Students	Intermediate No. of Students % of Students	Early Advanced No. of Students % of Students	Advanced No. of Students % of Students
		5228	5195	5140	33	167 3	356 7	1283 25	2440 47

	Number Tested	Maximum Possible	Mean Score Pts. Earned	Mean Scaled Score	Beginning	Early Intermediate	Intermediate	Early Advanced	Advanced	
					No. of Students % of Students	No. of Students % of Students	No. of Students % of Students	No. of Students % of Students	No. of Students % of Students	
English Language Domains	Listening	5175	20	15.5	676.4	238 5	308 6	1487 29	2258 44	884 17
	Speaking	5183	34	29.6	696.8	352 7	290 6	702 14	1279 25	2560 49
	Reading	5168	24	15.2	677.4	141 3	389 8	1587 31	1742 34	1309 25
	Total Writing	5154	34	23.5	678.2	204 4	409 8	1127 22	2017 39	1397 27
	Comprehension (Listening & Reading)	5165	44	30.7	674.7	124 2	394 8	1390 27	2189 42	1068 21
Communication Skills	Social (Listening & Speaking)	5166	54	45.1	681.3	331 6	280 5	1052 20	2039 39	1464 28
	Academic (Reading & Total Writing)	5147	58	38.7	676.1	129 3	453 9	1345 26	2162 42	1058 21
	Productive (Direct Writing & Speaking)	5147	44	36.2	686.9	318 6	273 5	953 19	1929 37	1674 33



Percentages may not add to 100% due to rounding.
The — symbol indicates fewer than 10 valid scores. NA indicates no valid scores.


NEW MEXICO ENGLISH LANGUAGE PROFICIENCY ASSESSMENT 2006

Annual Summary Report for the State

GRADE: 08
LEVEL: MIDDLE

TEST DATE: 04/06

Mean Total Composite Scaled Score
683.0

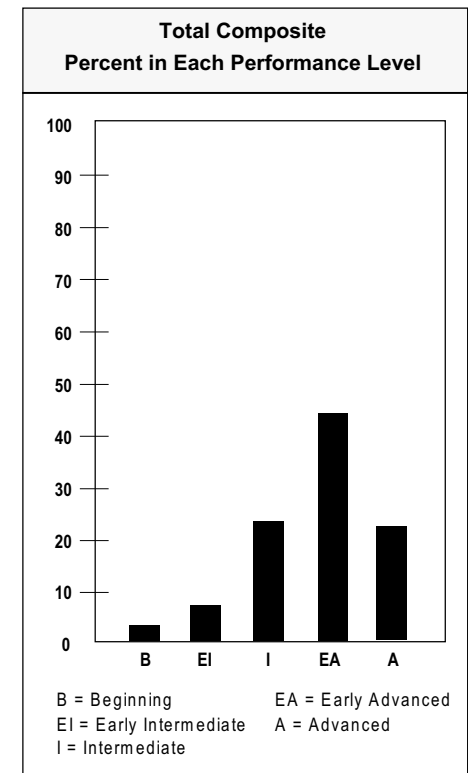


B = Beginning, EI = Early Intermediate, I = Intermediate, EA = Early Advanced, A = Advanced

**Ready to participate in a regular English program

Total Composite	Total Number of Students	Total Number Tested	Total Number of Valid Scores	Number Ineligible	Beginning No. of Students % of Students	Early Intermediate No. of Students % of Students	Intermediate No. of Students % of Students	Early Advanced No. of Students % of Students	Advanced No. of Students % of Students
		4817	4748	4655	69	143 3	343 7	1092 23	2040 44

	Number Tested	Maximum Possible	Mean Score Pts. Earned	Mean Scaled Score	Beginning	Early Intermediate	Intermediate	Early Advanced	Advanced	
					No. of Students % of Students	No. of Students % of Students	No. of Students % of Students	No. of Students % of Students	No. of Students % of Students	
English Language Domains	Listening	4724	20	15.8	681.8	193 4	429 9	1616 34	1518 32	968 20
	Speaking	4707	34	30.1	701.9	272 6	297 6	874 19	888 19	2376 50
	Reading	4720	24	16.1	686.6	104 2	428 9	1377 29	1688 36	1123 24
	Total Writing	4694	34	24.6	687.1	159 3	373 8	958 20	2034 43	1170 25
	Comprehension (Listening & Reading)	4718	44	31.9	681.9	114 2	426 9	1348 29	1764 37	1066 23
Communication Skills	Social (Listening & Speaking)	4688	54	46.0	686.5	237 5	277 6	1101 23	1548 33	1525 33
	Academic (Reading & Total Writing)	4686	58	40.7	684.6	109 2	406 9	1200 26	1838 39	1133 24
	Productive (Direct Writing & Speaking)	4660	44	37.1	693.0	231 5	258 6	1015 22	1483 32	1673 36



Percentages may not add to 100% due to rounding.
The — symbol indicates fewer than 10 valid scores. NA indicates no valid scores.


NEW MEXICO ENGLISH LANGUAGE PROFICIENCY ASSESSMENT 2006

Annual Summary Report for the State

GRADE: 09
LEVEL: HIGH

TEST DATE: 04/06

Mean Total Composite Scaled Score
690.4

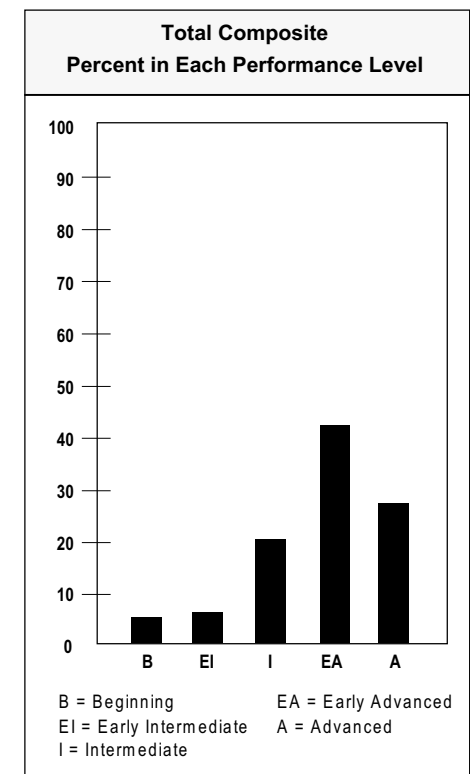


B = Beginning, EI = Early Intermediate, I = Intermediate, EA = Early Advanced, A = Advanced

**Ready to participate in a regular English program

Total Composite	Total Number of Students	Total Number Tested	Total Number of Valid Scores	Number Ineligible	Beginning No. of Students % of Students	Early Intermediate No. of Students % of Students	Intermediate No. of Students % of Students	Early Advanced No. of Students % of Students	Advanced No. of Students % of Students
		5072	4996	4783	76	222 5	309 6	956 20	2027 42

	Number Tested	Maximum Possible	Mean Score Pts. Earned	Mean Scaled Score	Beginning	Early Intermediate	Intermediate	Early Advanced	Advanced	
					No. of Students % of Students	No. of Students % of Students	No. of Students % of Students	No. of Students % of Students	No. of Students % of Students	
English Language Domains	Listening	4864	20	13.7	693.2	237 5	219 5	844 17	1905 39	1659 34
	Speaking	4946	34	29.4	712.6	336 7	256 5	747 15	1293 26	2314 47
	Reading	4867	24	16.4	692.6	239 5	400 8	1050 22	1632 34	1546 32
	Total Writing	4862	34	22.5	690.3	248 5	328 7	1027 21	1683 35	1576 32
	Comprehension (Listening & Reading)	4856	44	30.0	689.0	204 4	243 5	1106 23	1989 41	1314 27
Communication Skills	Social (Listening & Speaking)	4826	54	43.0	694.8	267 6	298 6	864 18	1978 41	1419 29
	Academic (Reading & Total Writing)	4820	58	39.0	688.5	206 4	307 6	1121 23	1833 38	1353 28
	Productive (Direct Writing & Speaking)	4822	44	36.0	701.3	301 6	213 4	872 18	1787 37	1649 34



Percentages may not add to 100% due to rounding.
The — symbol indicates fewer than 10 valid scores. NA indicates no valid scores.


NEW MEXICO ENGLISH LANGUAGE PROFICIENCY ASSESSMENT 2006

Annual Summary Report for the State

GRADE: 10
LEVEL: HIGH

TEST DATE: 04/06

Mean Total Composite Scaled Score
696.2

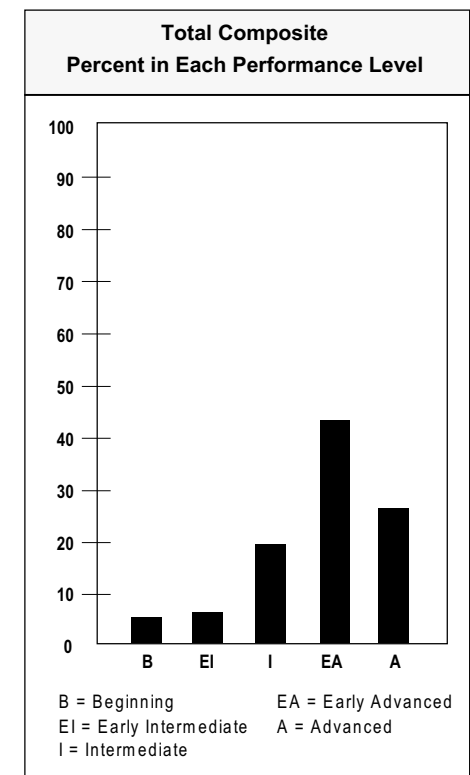


B = Beginning, EI = Early Intermediate, I = Intermediate, EA = Early Advanced, A = Advanced

**Ready to participate in a regular English program

Total Composite	Total Number of Students	Total Number Tested	Total Number of Valid Scores	Number Ineligible	Beginning No. of Students % of Students	Early Intermediate No. of Students % of Students	Intermediate No. of Students % of Students	Early Advanced No. of Students % of Students	Advanced No. of Students % of Students
		3786	3751	3531	35	174 5	229 6	674 19	1521 43

	Number Tested	Maximum Possible	Mean Score Pts. Earned	Mean Scaled Score	Beginning	Early Intermediate	Intermediate	Early Advanced	Advanced	
					No. of Students % of Students	No. of Students % of Students	No. of Students % of Students	No. of Students % of Students	No. of Students % of Students	
English Language Domains	Listening	3609	20	13.7	694.5	211 6	166 5	542 15	1870 52	820 23
	Speaking	3699	34	29.8	717.8	225 6	245 7	460 12	934 25	1835 50
	Reading	3641	24	17.0	701.0	184 5	239 7	675 19	1075 30	1468 40
	Total Writing	3625	34	23.3	697.7	193 5	212 6	799 22	1282 35	1139 31
	Comprehension (Listening & Reading)	3603	44	30.8	693.9	166 5	205 6	804 22	1473 41	955 27
Communication Skills	Social (Listening & Speaking)	3563	54	43.5	698.2	167 5	342 10	603 17	1307 37	1144 32
	Academic (Reading & Total Writing)	3608	58	40.4	695.7	165 5	277 8	699 19	1338 37	1129 31
	Productive (Direct Writing & Speaking)	3579	44	36.6	707.9	200 6	195 5	650 18	1157 32	1377 38



Percentages may not add to 100% due to rounding.
The — symbol indicates fewer than 10 valid scores.

NA indicates no valid scores.

Copyright © 2006 by Harcourt Assessment, Inc. All rights reserved.

COPY 01
PROCESS NO. 06496003-2851217-0000-00011-1


NEW MEXICO ENGLISH LANGUAGE PROFICIENCY ASSESSMENT 2006

Annual Summary Report for the State

GRADE: 11
LEVEL: HIGH

TEST DATE: 04/06

Mean Total Composite Scaled Score
700.9

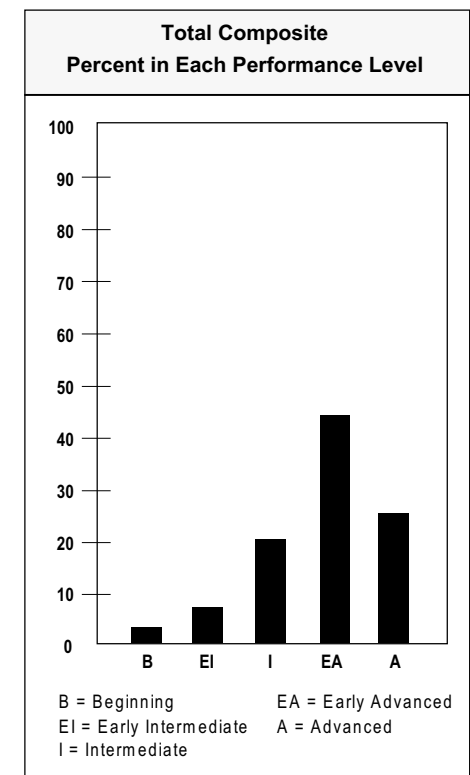


B = Beginning, EI = Early Intermediate, I = Intermediate, EA = Early Advanced, A = Advanced

**Ready to participate in a regular English program

Total Composite	Total Number of Students	Total Number Tested	Total Number of Valid Scores	Number Ineligible	Beginning No. of Students % of Students	Early Intermediate No. of Students % of Students	Intermediate No. of Students % of Students	Early Advanced No. of Students % of Students	Advanced No. of Students % of Students
		2603	2578	2389	25	81 3	167 7	476 20	1060 44

	Number Tested	Maximum Possible	Mean Score Pts. Earned	Mean Scaled Score	Beginning	Early Intermediate	Intermediate	Early Advanced	Advanced	
					No. of Students % of Students	No. of Students % of Students	No. of Students % of Students	No. of Students % of Students	No. of Students % of Students	
English Language Domains	Listening	2445	20	14.2	700.4	113 5	76 3	553 23	1076 44	627 26
	Speaking	2546	34	30.3	722.4	126 5	166 7	467 18	447 18	1340 53
	Reading	2496	24	17.4	704.1	140 6	172 7	471 19	954 38	759 30
	Total Writing	2481	34	23.8	700.8	133 5	146 6	457 18	888 36	857 35
	Comprehension (Listening & Reading)	2433	44	31.7	699.0	93 4	121 5	556 23	961 39	702 29
Communication Skills	Social (Listening & Speaking)	2416	54	44.4	703.1	91 4	200 8	373 15	1173 49	579 24
	Academic (Reading & Total Writing)	2472	58	41.3	699.1	114 5	152 6	487 20	1022 41	697 28
	Productive (Direct Writing & Speaking)	2454	44	37.2	712.3	102 4	132 5	594 24	649 26	977 40



Percentages may not add to 100% due to rounding.
The — symbol indicates fewer than 10 valid scores.

NA indicates no valid scores.

Copyright © 2006 by Harcourt Assessment, Inc. All rights reserved.

COPY 01
PROCESS NO. 06496003-2851217-0000-00012-1


NEW MEXICO ENGLISH LANGUAGE PROFICIENCY ASSESSMENT 2006

Annual Summary Report for the State

GRADE: 12
LEVEL: HIGH

TEST DATE: 04/06

Mean Total Composite Scaled Score
705.4

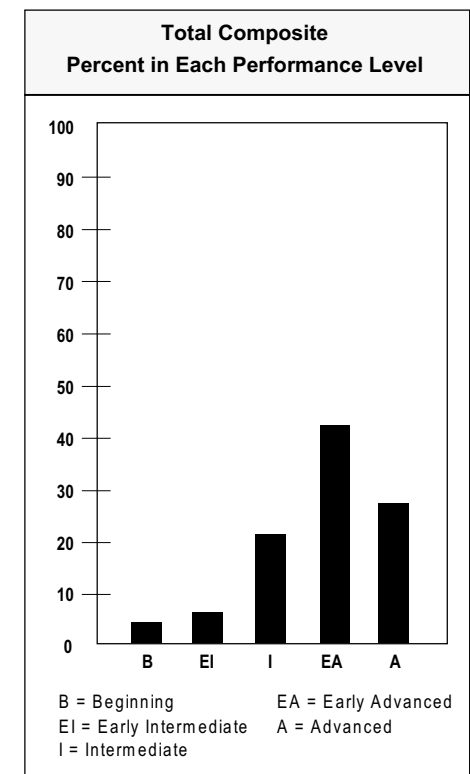


B = Beginning, EI = Early Intermediate, I = Intermediate, EA = Early Advanced, A = Advanced

**Ready to participate in a regular English program

Total Composite	Total Number of Students	Total Number Tested	Total Number of Valid Scores	Number Ineligible	Beginning No. of Students % of Students	Early Intermediate No. of Students % of Students	Intermediate No. of Students % of Students	Early Advanced No. of Students % of Students	Advanced No. of Students % of Students
		1924	1903	1740	21	67 4	110 6	361 21	732 42

	Number Tested	Maximum Possible	Mean Score Pts. Earned	Mean Scaled Score	Beginning	Early Intermediate	Intermediate	Early Advanced	Advanced	
					No. of Students % of Students	No. of Students % of Students	No. of Students % of Students	No. of Students % of Students	No. of Students % of Students	
English Language Domains	Listening	1795	20	14.3	702.2	76 4	99 6	361 20	779 43	480 27
	Speaking	1871	34	30.4	724.9	103 6	99 5	277 15	361 19	1031 55
	Reading	1812	24	17.9	711.7	75 4	114 6	312 17	667 37	644 36
	Total Writing	1796	34	24.8	710.6	78 4	93 5	376 21	667 37	582 32
	Comprehension (Listening & Reading)	1788	44	32.2	702.8	64 4	117 7	338 19	850 48	419 23
Communication Skills	Social (Listening & Speaking)	1764	54	44.7	705.3	79 4	125 7	312 18	786 45	462 26
	Academic (Reading & Total Writing)	1790	58	42.8	707.9	68 4	102 6	362 20	723 40	535 30
	Productive (Direct Writing & Speaking)	1768	44	37.7	718.7	86 5	80 5	320 18	458 26	824 47



Percentages may not add to 100% due to rounding.
The — symbol indicates fewer than 10 valid scores.

NA indicates no valid scores.

Copyright © 2006 by Harcourt Assessment, Inc. All rights reserved.

COPY 01
PROCESS NO. 06496003-2851217-0000-00013-1