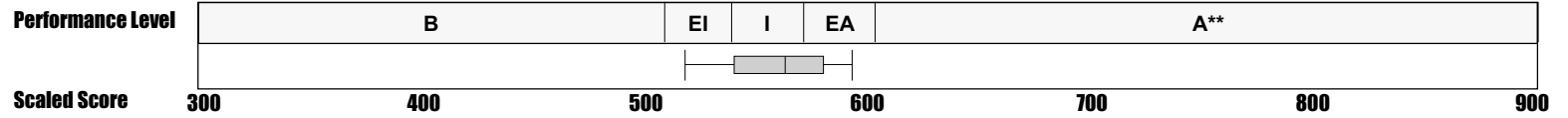


NEW MEXICO ENGLISH LANGUAGE PROFICIENCY ASSESSMENT 2006-2007

Annual Summary Report for the State

GRADE: K
LEVEL: PRIMARY

| |
|--|
| Mean Total Composite Scaled Score |
| 558.7 |

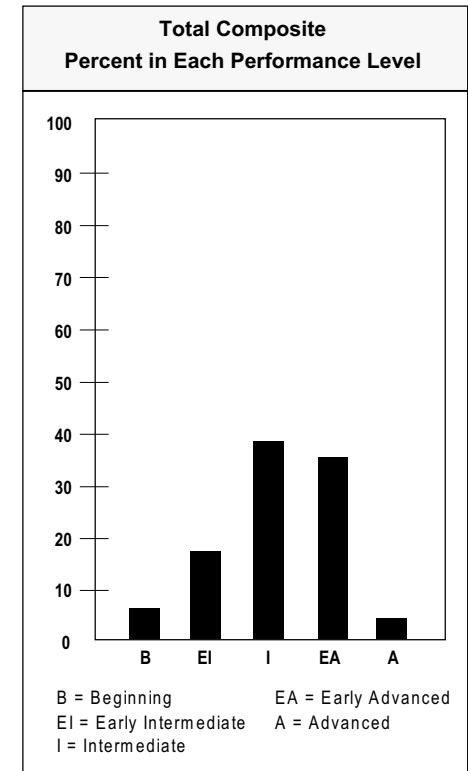


B = Beginning, EI = Early Intermediate, I = Intermediate, EA = Early Advanced, A = Advanced

**Ready to participate in a regular English program

| Total Composite | Total Number of Students | Total Number Tested | Total Number of Valid Scores | Number Ineligible | Beginning No. of Students % of Students | Early Intermediate No. of Students % of Students | Intermediate No. of Students % of Students | Early Advanced No. of Students % of Students | Advanced No. of Students % of Students |
|-----------------|--------------------------|---------------------|------------------------------|-------------------|---|--|--|--|--|
| | 7582 | 7566 | 7550 | 16 | 460 6 | 1288 17 | 2849 38 | 2627 35 | 326 4 |

| | Number Tested | Maximum Possible | Mean Score Pts. Earned | Mean Scaled Score | Beginning No. of Students % of Students | Early Intermediate No. of Students % of Students | Intermediate No. of Students % of Students | Early Advanced No. of Students % of Students | Advanced No. of Students % of Students | |
|---------------------------------|--|------------------|------------------------|-------------------|---|--|--|--|--|------------|
| English Language Domains | Listening | 7562 | 20 | 15.4 | 572.2 | 743 10 | 609 8 | 2754 36 | 1520 20 | 1936 26 |
| | Speaking | 7559 | 34 | 23.1 | 579.9 | 827 11 | 952 13 | 1375 18 | 2118 28 | 2287 30 |
| | Reading | 7560 | 20 | 5.2 | 536.0 | 1773 23 | 1454 19 | 2462 33 | 1540 20 | 331 4 |
| | Total Writing | 7558 | 26 | 8.8 | 531.1 | 1538 20 | 1630 22 | 2720 36 | 1374 18 | 296 4 |
| | Comprehension (Listening & Reading) | 7559 | 40 | 20.7 | 553.1 | 592 8 | 1717 23 | 2946 39 | 1903 25 | 401 5 |
| Communication Skills | Social (Listening & Speaking) | 7555 | 54 | 38.6 | 576.1 | 681 9 | 911 12 | 1631 22 | 2171 29 | 2161 29 |
| | Academic (Reading & Total Writing) | 7557 | 46 | 14.1 | 534.0 | 1380 18 | 1455 19 | 3296 44 | 1252 17 | 174 2 |
| | Productive (Direct Writing & Speaking) | 7552 | 50 | 29.1 | 563.9 | 783 10 | 1115 15 | 1959 26 | 2336 31 | 1359 18 |



Percentages may not add to 100% due to rounding.
The — symbol indicates fewer than 10 valid scores.

NA indicates no valid scores.

Copyright © 2007 by Harcourt Assessment, Inc. All rights reserved.

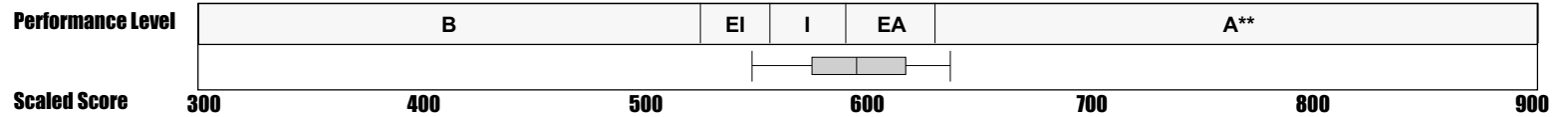
COPY 01
PROCESS NO. 07465001-2151212-0000-00001-1

NEW MEXICO ENGLISH LANGUAGE PROFICIENCY ASSESSMENT 2006-2007

Annual Summary Report for the State

GRADE: 01
LEVEL: PRIMARY

| |
|--|
| Mean Total Composite Scaled Score |
| 594.3 |

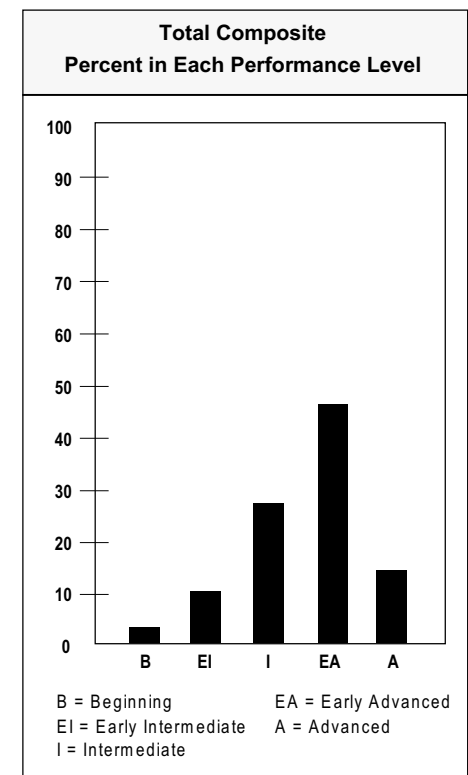


B = Beginning, EI = Early Intermediate, I = Intermediate, EA = Early Advanced, A = Advanced

**Ready to participate in a regular English program

| Total Composite | Total Number of Students | Total Number Tested | Total Number of Valid Scores | Number Ineligible | Beginning No. of Students % of Students | Early Intermediate No. of Students % of Students | Intermediate No. of Students % of Students | Early Advanced No. of Students % of Students | Advanced No. of Students % of Students |
|-----------------|--------------------------|---------------------|------------------------------|-------------------|---|--|--|--|--|
| | 7283 | 7275 | 7264 | 8 | 245 3 | 728 10 | 1985 27 | 3324 46 | 982 14 |

| | Number Tested | Maximum Possible | Mean Score Pts. Earned | Mean Scaled Score | Beginning No. of Students % of Students | Early Intermediate No. of Students % of Students | Intermediate No. of Students % of Students | Early Advanced No. of Students % of Students | Advanced No. of Students % of Students | |
|---------------------------------|--|------------------|------------------------|-------------------|---|--|--|--|--|------------|
| English Language Domains | Listening | 7272 | 20 | 16.7 | 596.8 | 339 5 | 987 14 | 2721 37 | 1873 26 | 1352 19 |
| | Speaking | 7272 | 34 | 27.0 | 609.4 | 604 8 | 597 8 | 1552 21 | 1985 27 | 2534 35 |
| | Reading | 7272 | 20 | 9.9 | 590.3 | 377 5 | 1151 16 | 2111 29 | 2448 34 | 1185 16 |
| | Total Writing | 7268 | 26 | 14.6 | 593.2 | 328 5 | 945 13 | 2198 30 | 2231 31 | 1566 22 |
| | Comprehension (Listening & Reading) | 7270 | 40 | 26.6 | 591.0 | 197 3 | 606 8 | 2734 38 | 2603 36 | 1130 16 |
| Communication Skills | Social (Listening & Speaking) | 7269 | 54 | 43.7 | 602.3 | 476 7 | 656 9 | 1654 23 | 2312 32 | 2171 30 |
| | Academic (Reading & Total Writing) | 7267 | 46 | 24.5 | 591.6 | 238 3 | 823 11 | 2388 33 | 2683 37 | 1135 16 |
| | Productive (Direct Writing & Speaking) | 7267 | 50 | 36.5 | 601.0 | 514 7 | 622 9 | 1591 22 | 2834 39 | 1706 23 |



Percentages may not add to 100% due to rounding.
The — symbol indicates fewer than 10 valid scores.

NA indicates no valid scores.

Copyright © 2007 by Harcourt Assessment, Inc. All rights reserved.

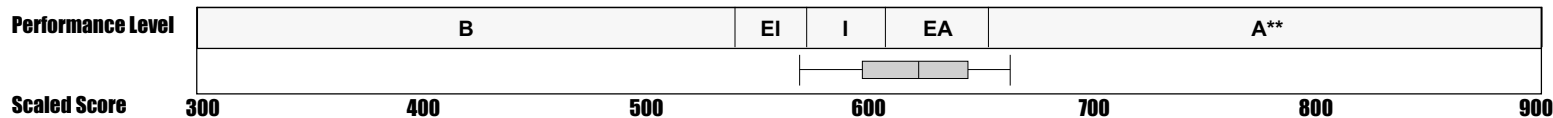
COPY 01
PROCESS NO. 07465001-2151212-0000-00002-1

NEW MEXICO ENGLISH LANGUAGE PROFICIENCY ASSESSMENT 2006-2007

Annual Summary Report for the State

GRADE: 02
LEVEL: PRIMARY

| |
|--|
| Mean Total Composite Scaled Score |
| 619.3 |

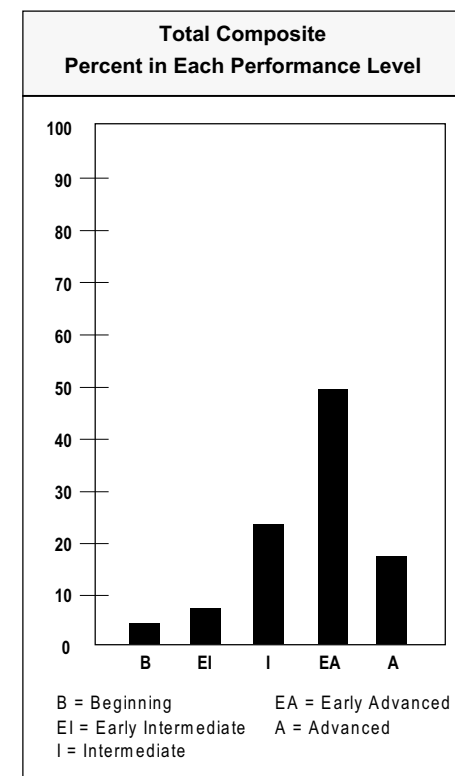


B = Beginning, EI = Early Intermediate, I = Intermediate, EA = Early Advanced, A = Advanced

**Ready to participate in a regular English program

| Total Composite | Total Number of Students | Total Number Tested | Total Number of Valid Scores | Number Ineligible | Beginning No. of Students % of Students | Early Intermediate No. of Students % of Students | Intermediate No. of Students % of Students | Early Advanced No. of Students % of Students | Advanced No. of Students % of Students |
|-----------------|--------------------------|---------------------|------------------------------|-------------------|---|--|--|--|--|
| | 6473 | 6468 | 6464 | 5 | 245 4 | 472 7 | 1507 23 | 3173 49 | 1067 17 |

| | Number Tested | Maximum Possible | Mean Score Pts. Earned | Mean Scaled Score | Beginning No. of Students % of Students | Early Intermediate No. of Students % of Students | Intermediate No. of Students % of Students | Early Advanced No. of Students % of Students | Advanced No. of Students % of Students | |
|---------------------------------|--|------------------|------------------------|-------------------|---|--|--|--|--|------------|
| English Language Domains | Listening | 6467 | 20 | 17.3 | 613.4 | 314 5 | 971 15 | 1183 18 | 1889 29 | 2110 33 |
| | Speaking | 6465 | 34 | 29.0 | 628.6 | 414 6 | 584 9 | 1232 19 | 1788 28 | 2447 38 |
| | Reading | 6466 | 20 | 13.4 | 627.9 | 182 3 | 479 7 | 1394 22 | 2583 40 | 1828 28 |
| | Total Writing | 6466 | 26 | 17.5 | 620.6 | 191 3 | 448 7 | 1572 24 | 3223 50 | 1032 16 |
| | Comprehension (Listening & Reading) | 6466 | 40 | 30.7 | 621.3 | 203 3 | 428 7 | 1674 26 | 2738 42 | 1423 22 |
| Communication Skills | Social (Listening & Speaking) | 6464 | 54 | 46.4 | 620.8 | 415 6 | 444 7 | 1584 25 | 2398 37 | 1623 25 |
| | Academic (Reading & Total Writing) | 6466 | 46 | 30.9 | 622.3 | 156 2 | 466 7 | 1599 25 | 2788 43 | 1457 23 |
| | Productive (Direct Writing & Speaking) | 6464 | 50 | 40.2 | 624.4 | 372 6 | 403 6 | 1239 19 | 2696 42 | 1754 27 |



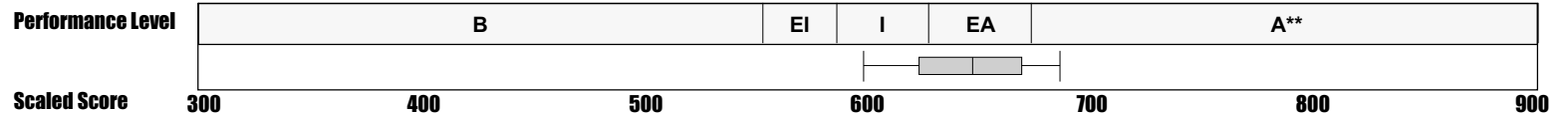
Percentages may not add to 100% due to rounding.
The — symbol indicates fewer than 10 valid scores. NA indicates no valid scores.

NEW MEXICO ENGLISH LANGUAGE PROFICIENCY ASSESSMENT 2006-2007

Annual Summary Report for the State

GRADE: 03
LEVEL: ELEMENTARY

| |
|--|
| Mean Total Composite Scaled Score |
| 643.8 |

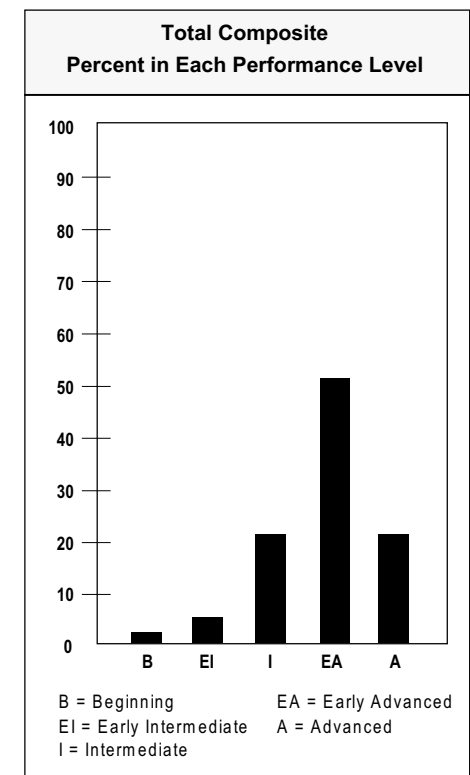


B = Beginning, EI = Early Intermediate, I = Intermediate, EA = Early Advanced, A = Advanced

**Ready to participate in a regular English program

| Total Composite | Total Number of Students | Total Number Tested | Total Number of Valid Scores | Number Ineligible | Beginning No. of Students % of Students | Early Intermediate No. of Students % of Students | Intermediate No. of Students % of Students | Early Advanced No. of Students % of Students | Advanced No. of Students % of Students |
|-----------------|--------------------------|---------------------|------------------------------|-------------------|---|--|--|--|--|
| | 5672 | 5664 | 5657 | 8 | 131 2 | 261 5 | 1208 21 | 2858 51 | 1199 21 |

| | Number Tested | Maximum Possible | Mean Score Pts. Earned | Mean Scaled Score | Beginning No. of Students % of Students | Early Intermediate No. of Students % of Students | Intermediate No. of Students % of Students | Early Advanced No. of Students % of Students | Advanced No. of Students % of Students | |
|---------------------------------|--|------------------|------------------------|-------------------|---|--|--|--|--|------------|
| English Language Domains | Listening | 5663 | 20 | 14.0 | 642.7 | 174 3 | 390 7 | 1110 20 | 2880 51 | 1109 20 |
| | Speaking | 5659 | 34 | 29.4 | 672.6 | 211 4 | 198 3 | 837 15 | 1495 26 | 2918 52 |
| | Reading | 5662 | 20 | 11.4 | 640.5 | 248 4 | 355 6 | 1195 21 | 2493 44 | 1371 24 |
| | Total Writing | 5661 | 30 | 17.6 | 640.0 | 291 5 | 454 8 | 1294 23 | 2439 43 | 1183 21 |
| | Comprehension (Listening & Reading) | 5662 | 40 | 25.4 | 639.9 | 162 3 | 274 5 | 1552 27 | 2489 44 | 1185 21 |
| Communication Skills | Social (Listening & Speaking) | 5658 | 54 | 43.4 | 652.3 | 147 3 | 250 4 | 977 17 | 2449 43 | 1835 32 |
| | Academic (Reading & Total Writing) | 5660 | 50 | 29.0 | 638.9 | 193 3 | 359 6 | 1429 25 | 2427 43 | 1252 22 |
| | Productive (Direct Writing & Speaking) | 5658 | 44 | 34.1 | 656.5 | 206 4 | 185 3 | 837 15 | 2158 38 | 2272 40 |




Percentages may not add to 100% due to rounding.
The — symbol indicates fewer than 10 valid scores. NA indicates no valid scores.

NEW MEXICO ENGLISH LANGUAGE PROFICIENCY ASSESSMENT 2006-2007

Annual Summary Report for the State

GRADE: 04
LEVEL: ELEMENTARY

| |
|--|
| Mean Total Composite Scaled Score |
| 659.9 |

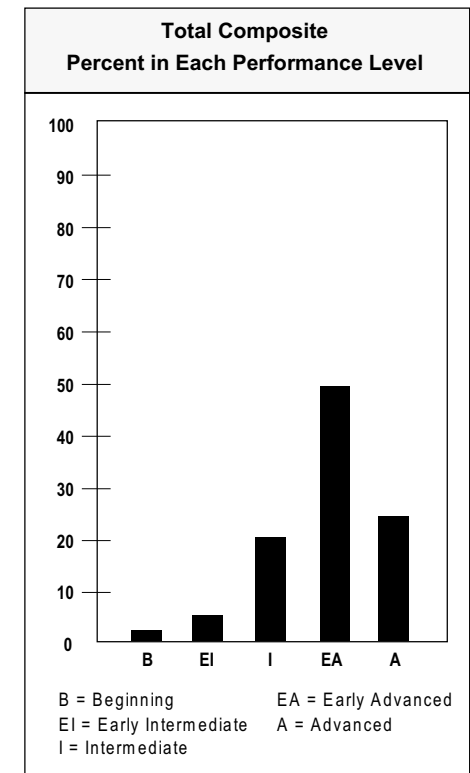


B = Beginning, EI = Early Intermediate, I = Intermediate, EA = Early Advanced, A = Advanced

**Ready to participate in a regular English program

| Total Composite | Total Number of Students | Total Number Tested | Total Number of Valid Scores | Number Ineligible | Beginning No. of Students % of Students | Early Intermediate No. of Students % of Students | Intermediate No. of Students % of Students | Early Advanced No. of Students % of Students | Advanced No. of Students % of Students |
|-----------------|--------------------------|---------------------|------------------------------|-------------------|---|--|--|--|--|
| | 5163 | 5156 | 5152 | 7 | 113 2 | 243 5 | 1031 20 | 2510 49 | 1255 24 |

| | | Number Tested | Maximum Possible | Mean Score Pts. Earned | Mean Scaled Score | Beginning | Early Intermediate | Intermediate | Early Advanced | Advanced |
|--------------------------|--|---------------|------------------|------------------------|-------------------|----------------------------------|----------------------------------|----------------------------------|----------------------------------|----------------------------------|
| | | | | | | No. of Students % of Students | No. of Students % of Students | No. of Students % of Students | No. of Students % of Students | No. of Students % of Students |
| English Language Domains | Listening | 5155 | 20 | 15.4 | 662.1 | 90 2 | 322 6 | 1149 22 | 1817 35 | 1777 34 |
| | Speaking | 5154 | 34 | 30.1 | 681.4 | 204 4 | 218 4 | 897 17 | 1398 27 | 2437 47 |
| | Reading | 5155 | 20 | 13.0 | 660.4 | 186 4 | 310 6 | 1169 23 | 1970 38 | 1520 29 |
| | Total Writing | 5153 | 30 | 20.1 | 661.4 | 188 4 | 282 5 | 1089 21 | 2055 40 | 1539 30 |
| | Comprehension (Listening & Reading) | 5155 | 40 | 28.4 | 658.8 | 78 2 | 316 6 | 1056 20 | 2437 47 | 1268 25 |
| Communication Skills | Social (Listening & Speaking) | 5154 | 54 | 45.5 | 666.3 | 164 3 | 215 4 | 858 17 | 2440 47 | 1477 29 |
| | Academic (Reading & Total Writing) | 5152 | 50 | 33.0 | 658.9 | 144 3 | 311 6 | 1061 21 | 2344 45 | 1292 25 |
| | Productive (Direct Writing & Speaking) | 5152 | 44 | 35.7 | 671.1 | 209 4 | 185 4 | 693 13 | 1811 35 | 2254 44 |




Percentages may not add to 100% due to rounding.
The — symbol indicates fewer than 10 valid scores. NA indicates no valid scores.

NEW MEXICO ENGLISH LANGUAGE PROFICIENCY ASSESSMENT 2006-2007

Annual Summary Report for the State

GRADE: 05
LEVEL: ELEMENTARY

| |
|--|
| Mean Total Composite Scaled Score |
| 671.2 |

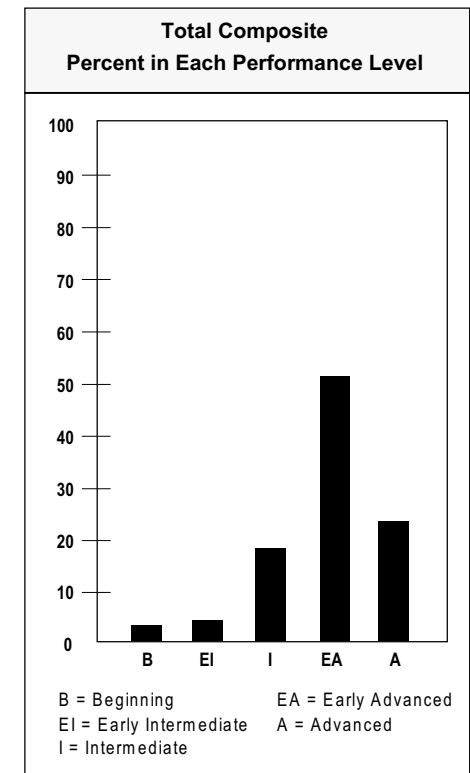


B = Beginning, EI = Early Intermediate, I = Intermediate, EA = Early Advanced, A = Advanced

**Ready to participate in a regular English program

| Total Composite | Total Number of Students | Total Number Tested | Total Number of Valid Scores | Number Ineligible | Beginning No. of Students % of Students | Early Intermediate No. of Students % of Students | Intermediate No. of Students % of Students | Early Advanced No. of Students % of Students | Advanced No. of Students % of Students |
|-----------------|--------------------------|---------------------|------------------------------|-------------------|---|--|--|--|--|
| | 4924 | 4916 | 4914 | 8 | 159 3 | 219 4 | 905 18 | 2483 51 | 1148 23 |

| | Number Tested | Maximum Possible | Mean Score Pts. Earned | Mean Scaled Score | Beginning No. of Students % of Students | Early Intermediate No. of Students % of Students | Intermediate No. of Students % of Students | Early Advanced No. of Students % of Students | Advanced No. of Students % of Students | |
|---------------------------------|--|------------------|------------------------|-------------------|---|--|--|--|--|------------|
| English Language Domains | Listening | 4916 | 20 | 16.0 | 670.3 | 185 4 | 219 4 | 1130 23 | 2196 45 | 1186 24 |
| | Speaking | 4915 | 34 | 30.5 | 687.4 | 200 4 | 293 6 | 907 18 | 925 19 | 2590 53 |
| | Reading | 4916 | 20 | 14.2 | 676.0 | 133 3 | 323 7 | 870 18 | 2084 42 | 1506 31 |
| | Total Writing | 4915 | 30 | 21.5 | 675.2 | 203 4 | 262 5 | 760 15 | 2058 42 | 1632 33 |
| | Comprehension (Listening & Reading) | 4916 | 40 | 30.2 | 670.5 | 117 2 | 281 6 | 1058 22 | 2083 42 | 1377 28 |
| Communication Skills | Social (Listening & Speaking) | 4915 | 54 | 46.5 | 674.4 | 184 4 | 236 5 | 875 18 | 2402 49 | 1218 25 |
| | Academic (Reading & Total Writing) | 4915 | 50 | 35.7 | 672.8 | 163 3 | 302 6 | 816 17 | 2333 47 | 1301 26 |
| | Productive (Direct Writing & Speaking) | 4914 | 44 | 36.7 | 682.2 | 196 4 | 230 5 | 780 16 | 1681 34 | 2027 41 |



Percentages may not add to 100% due to rounding.
The — symbol indicates fewer than 10 valid scores.

NA indicates no valid scores.

Copyright © 2007 by Harcourt Assessment, Inc. All rights reserved.


COPY 01
PROCESS NO. 07465001-2151212-0000-00006-1

NEW MEXICO ENGLISH LANGUAGE PROFICIENCY ASSESSMENT 2006-2007

Annual Summary Report for the State

GRADE: 06
LEVEL: MIDDLE

| |
|--|
| Mean Total Composite Scaled Score |
| 666.5 |

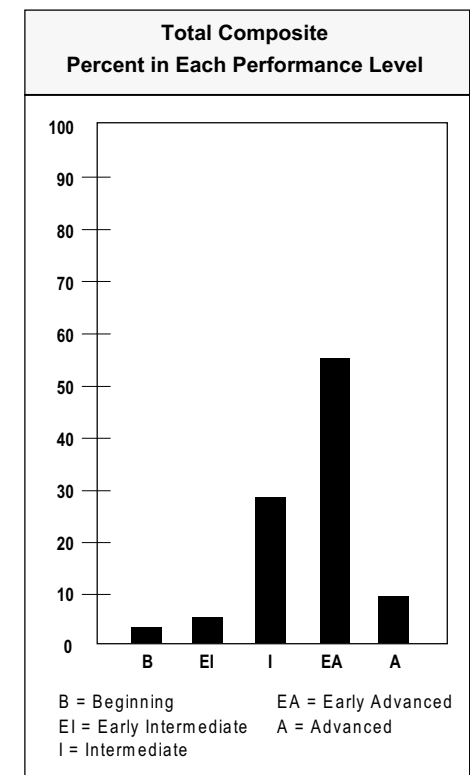


B = Beginning, EI = Early Intermediate, I = Intermediate, EA = Early Advanced, A = Advanced

**Ready to participate in a regular English program

| Total Composite | Total Number of Students | Total Number Tested | Total Number of Valid Scores | Number Ineligible | Beginning No. of Students % of Students | Early Intermediate No. of Students % of Students | Intermediate No. of Students % of Students | Early Advanced No. of Students % of Students | Advanced No. of Students % of Students |
|-----------------|--------------------------|---------------------|------------------------------|-------------------|---|--|--|--|--|
| | 4420 | 4413 | 4401 | 7 | 118 3 | 224 5 | 1243 28 | 2416 55 | 400 9 |

| | Number Tested | Maximum Possible | Mean Score Pts. Earned | Mean Scaled Score | Beginning No. of Students % of Students | Early Intermediate No. of Students % of Students | Intermediate No. of Students % of Students | Early Advanced No. of Students % of Students | Advanced No. of Students % of Students | |
|---------------------------------|---|------------------|------------------------|-------------------|---|--|--|--|--|------------|
| English Language Domains | Listening | 4411 | 20 | 15.2 | 671.1 | 127 3 | 229 5 | 1107 25 | 1857 42 | 1091 25 |
| | Speaking | 4407 | 34 | 29.9 | 698.2 | 200 5 | 168 4 | 765 17 | 1235 28 | 2039 46 |
| | Reading | 4409 | 24 | 14.0 | 665.7 | 70 2 | 282 6 | 1558 35 | 1919 44 | 580 13 |
| | Total Writing | 4407 | 34 | 21.5 | 661.9 | 211 5 | 436 10 | 1186 27 | 2061 47 | 513 12 |
| | Comprehension (Listening & Reading) | 4409 | 44 | 29.2 | 665.5 | 83 2 | 229 5 | 1487 34 | 2147 49 | 463 11 |
| Communication Skills | Social (Listening & Speaking) | 4405 | 54 | 45.1 | 678.2 | 181 4 | 171 4 | 914 21 | 2164 49 | 975 22 |
| | Academic (Reading & Total Writing) | 4407 | 58 | 35.5 | 661.9 | 100 2 | 422 10 | 1405 32 | 1988 45 | 492 11 |
| | Productive (Direct Writing & Speaking) | 4401 | 44 | 35.8 | 678.4 | 203 5 | 162 4 | 902 20 | 1646 37 | 1488 34 |




Percentages may not add to 100% due to rounding.
The — symbol indicates fewer than 10 valid scores. NA indicates no valid scores.

NEW MEXICO ENGLISH LANGUAGE PROFICIENCY ASSESSMENT 2006-2007

Annual Summary Report for the State

GRADE: 07
LEVEL: MIDDLE

| |
|--|
| Mean Total Composite Scaled Score |
| 675.6 |

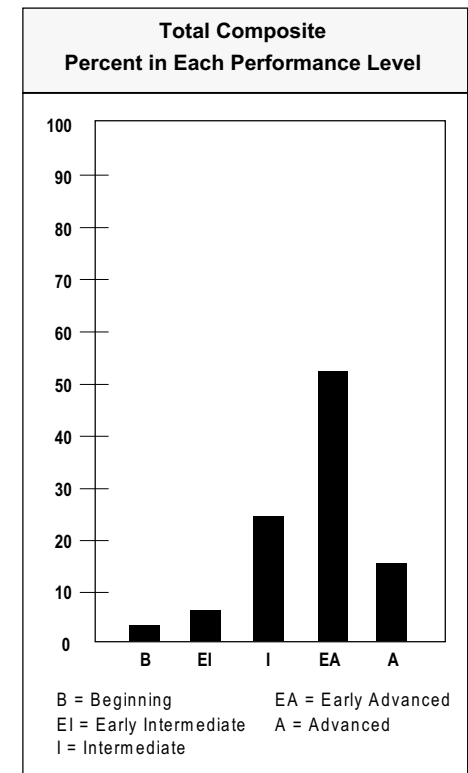


B = Beginning, EI = Early Intermediate, I = Intermediate, EA = Early Advanced, A = Advanced

**Ready to participate in a regular English program

| Total Composite | Total Number of Students | Total Number Tested | Total Number of Valid Scores | Number Ineligible | Beginning No. of Students % of Students | Early Intermediate No. of Students % of Students | Intermediate No. of Students % of Students | Early Advanced No. of Students % of Students | Advanced No. of Students % of Students |
|-----------------|--------------------------|---------------------|------------------------------|-------------------|---|--|--|--|--|
| | 4744 | 4738 | 4729 | 6 | 133 3 | 283 6 | 1124 24 | 2468 52 | 721 15 |

| | Number Tested | Maximum Possible | Mean Score Pts. Earned | Mean Scaled Score | Beginning No. of Students % of Students | Early Intermediate No. of Students % of Students | Intermediate No. of Students % of Students | Early Advanced No. of Students % of Students | Advanced No. of Students % of Students | |
|---------------------------------|--|------------------|------------------------|-------------------|---|--|--|--|--|------------|
| English Language Domains | Listening | 4734 | 20 | 15.8 | 680.5 | 170 4 | 257 5 | 1272 27 | 2188 46 | 847 18 |
| | Speaking | 4735 | 34 | 30.2 | 703.8 | 250 5 | 258 5 | 578 12 | 1134 24 | 2515 53 |
| | Reading | 4735 | 24 | 15.1 | 675.9 | 119 3 | 314 7 | 1518 32 | 1749 37 | 1035 22 |
| | Total Writing | 4732 | 34 | 23.2 | 674.7 | 165 3 | 377 8 | 1128 24 | 2040 43 | 1022 22 |
| | Comprehension (Listening & Reading) | 4734 | 44 | 30.9 | 674.8 | 106 2 | 279 6 | 1256 27 | 2183 46 | 910 19 |
| Communication Skills | Social (Listening & Speaking) | 4732 | 54 | 46.0 | 686.1 | 231 5 | 232 5 | 838 18 | 1941 41 | 1490 31 |
| | Academic (Reading & Total Writing) | 4732 | 58 | 38.3 | 673.3 | 106 2 | 406 9 | 1360 29 | 2089 44 | 771 16 |
| | Productive (Direct Writing & Speaking) | 4729 | 44 | 36.5 | 686.5 | 243 5 | 242 5 | 848 18 | 2022 43 | 1374 29 |




Percentages may not add to 100% due to rounding.
The — symbol indicates fewer than 10 valid scores. NA indicates no valid scores.

NEW MEXICO ENGLISH LANGUAGE PROFICIENCY ASSESSMENT 2006-2007

Annual Summary Report for the State

GRADE: 08
LEVEL: MIDDLE

| |
|--|
| Mean Total Composite Scaled Score |
| 678.9 |

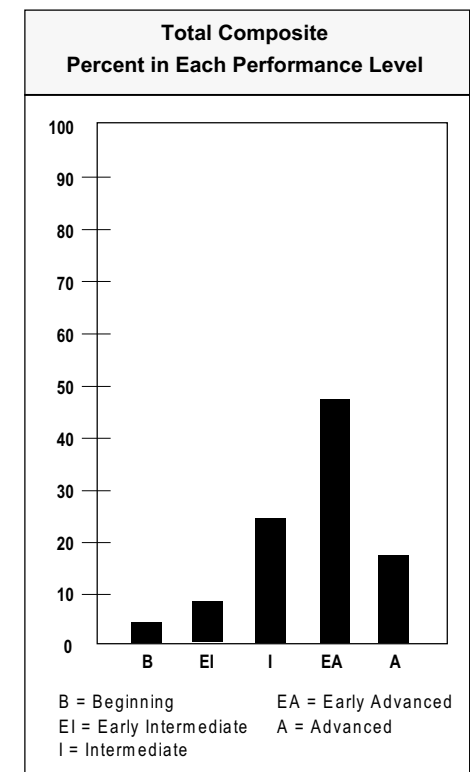


B = Beginning, EI = Early Intermediate, I = Intermediate, EA = Early Advanced, A = Advanced

**Ready to participate in a regular English program

| Total Composite | Total Number of Students | Total Number Tested | Total Number of Valid Scores | Number Ineligible | Beginning No. of Students % of Students | Early Intermediate No. of Students % of Students | Intermediate No. of Students % of Students | Early Advanced No. of Students % of Students | Advanced No. of Students % of Students |
|-----------------|--------------------------|---------------------|------------------------------|-------------------|---|--|--|--|--|
| | 4205 | 4197 | 4180 | 8 | 177 4 | 330 8 | 993 24 | 1967 47 | 713 17 |

| | Number Tested | Maximum Possible | Mean Score Pts. Earned | Mean Scaled Score | Beginning No. of Students % of Students | Early Intermediate No. of Students % of Students | Intermediate No. of Students % of Students | Early Advanced No. of Students % of Students | Advanced No. of Students % of Students | |
|---------------------------------|---|------------------|------------------------|-------------------|---|--|--|--|--|------------|
| English Language Domains | Listening | 4193 | 20 | 16.0 | 683.7 | 173 4 | 355 8 | 1336 32 | 1410 34 | 919 22 |
| | Speaking | 4184 | 34 | 29.9 | 703.5 | 320 8 | 225 5 | 612 15 | 663 16 | 2364 57 |
| | Reading | 4191 | 24 | 15.7 | 681.5 | 117 3 | 409 10 | 1281 31 | 1576 38 | 808 19 |
| | Total Writing | 4189 | 34 | 23.8 | 679.5 | 183 4 | 364 9 | 978 23 | 1903 45 | 761 18 |
| | Comprehension (Listening & Reading) | 4191 | 44 | 31.6 | 679.2 | 121 3 | 374 9 | 1206 29 | 1688 40 | 802 19 |
| Communication Skills | Social (Listening & Speaking) | 4180 | 54 | 45.9 | 687.9 | 297 7 | 194 5 | 801 19 | 1403 34 | 1485 36 |
| | Academic (Reading & Total Writing) | 4189 | 58 | 39.4 | 678.3 | 135 3 | 388 9 | 1177 28 | 1733 41 | 756 18 |
| | Productive (Direct Writing & Speaking) | 4180 | 44 | 36.3 | 687.7 | 294 7 | 235 6 | 844 20 | 1380 33 | 1427 34 |




Percentages may not add to 100% due to rounding.
The — symbol indicates fewer than 10 valid scores. NA indicates no valid scores.

NEW MEXICO ENGLISH LANGUAGE PROFICIENCY ASSESSMENT 2006-2007

Annual Summary Report for the State

GRADE: 09
LEVEL: HIGH

| |
|--|
| Mean Total Composite Scaled Score |
| 681.5 |

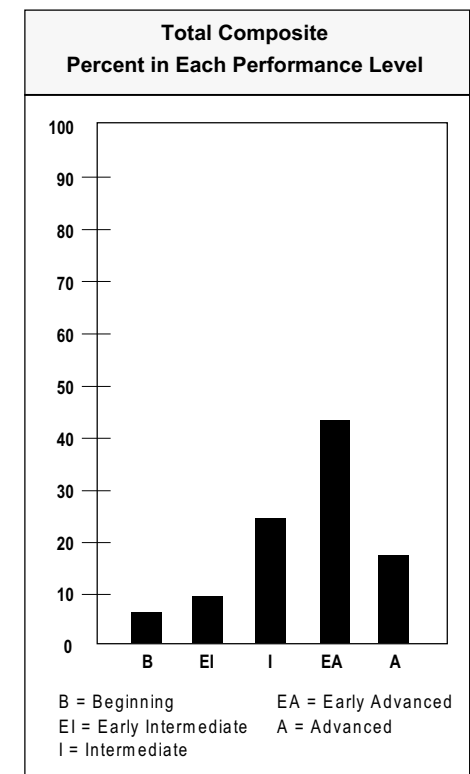


B = Beginning, EI = Early Intermediate, I = Intermediate, EA = Early Advanced, A = Advanced

**Ready to participate in a regular English program

| Total Composite | Total Number of Students | Total Number Tested | Total Number of Valid Scores | Number Ineligible | Beginning No. of Students % of Students | Early Intermediate No. of Students % of Students | Intermediate No. of Students % of Students | Early Advanced No. of Students % of Students | Advanced No. of Students % of Students |
|-----------------|--------------------------|---------------------|------------------------------|-------------------|---|--|--|--|--|
| | 4118 | 4082 | 4039 | 36 | 257 6 | 349 9 | 989 24 | 1752 43 | 692 17 |

| | Number Tested | Maximum Possible | Mean Score Pts. Earned | Mean Scaled Score | Beginning No. of Students % of Students | Early Intermediate No. of Students % of Students | Intermediate No. of Students % of Students | Early Advanced No. of Students % of Students | Advanced No. of Students % of Students | |
|--------------------------|--|------------------|------------------------|-------------------|---|--|--|--|--|------------|
| English Language Domains | Listening | 4073 | 20 | 12.9 | 682.6 | 273 7 | 242 6 | 859 21 | 1652 41 | 1047 26 |
| | Speaking | 4049 | 34 | 28.8 | 708.3 | 350 9 | 239 6 | 620 15 | 918 23 | 1922 47 |
| | Reading | 4062 | 24 | 15.3 | 680.6 | 279 7 | 407 10 | 1048 26 | 1358 33 | 970 24 |
| | Total Writing | 4063 | 34 | 21.0 | 677.4 | 282 7 | 364 9 | 1058 26 | 1435 35 | 924 23 |
| | Comprehension (Listening & Reading) | 4060 | 44 | 28.3 | 677.8 | 241 6 | 256 6 | 1152 28 | 1678 41 | 733 18 |
| Communication Skills | Social (Listening & Speaking) | 4042 | 54 | 41.8 | 687.9 | 292 7 | 342 8 | 736 18 | 1702 42 | 970 24 |
| | Academic (Reading & Total Writing) | 4057 | 58 | 36.3 | 675.8 | 253 6 | 331 8 | 1167 29 | 1538 38 | 768 19 |
| | Productive (Direct Writing & Speaking) | 4040 | 44 | 34.7 | 690.8 | 335 8 | 215 5 | 820 20 | 1627 40 | 1043 26 |




Percentages may not add to 100% due to rounding.
The — symbol indicates fewer than 10 valid scores. NA indicates no valid scores.

NEW MEXICO ENGLISH LANGUAGE PROFICIENCY ASSESSMENT 2006-2007

Annual Summary Report for the State

GRADE: 10
LEVEL: HIGH

| |
|--|
| Mean Total Composite Scaled Score |
| 687.6 |

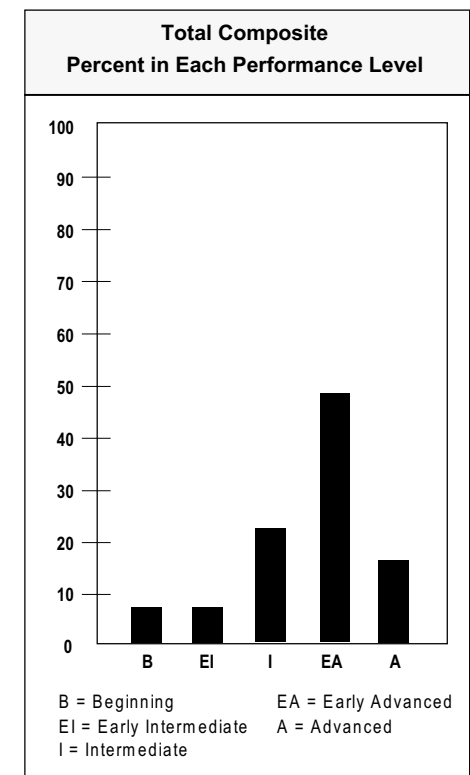


B = Beginning, EI = Early Intermediate, I = Intermediate, EA = Early Advanced, A = Advanced

**Ready to participate in a regular English program

| Total Composite | Total Number of Students | Total Number Tested | Total Number of Valid Scores | Number Ineligible | Beginning No. of Students % of Students | Early Intermediate No. of Students % of Students | Intermediate No. of Students % of Students | Early Advanced No. of Students % of Students | Advanced No. of Students % of Students |
|-----------------|--------------------------|---------------------|------------------------------|-------------------|---|--|--|--|--|
| | 3205 | 3160 | 3126 | 45 | 207 7 | 233 7 | 691 22 | 1506 48 | 489 16 |

| | Number Tested | Maximum Possible | Mean Score Pts. Earned | Mean Scaled Score | Beginning No. of Students % of Students | Early Intermediate No. of Students % of Students | Intermediate No. of Students % of Students | Early Advanced No. of Students % of Students | Advanced No. of Students % of Students | |
|---------------------------------|--|------------------|------------------------|-------------------|---|--|--|--|--|------------|
| English Language Domains | Listening | 3156 | 20 | 13.3 | 688.2 | 224 7 | 152 5 | 512 16 | 1665 53 | 603 19 |
| | Speaking | 3130 | 34 | 29.5 | 714.4 | 217 7 | 204 7 | 456 15 | 750 24 | 1503 48 |
| | Reading | 3156 | 24 | 16.1 | 688.0 | 217 7 | 217 7 | 663 21 | 1112 35 | 947 30 |
| | Total Writing | 3154 | 34 | 21.6 | 682.1 | 245 8 | 187 6 | 916 29 | 1204 38 | 602 19 |
| | Comprehension (Listening & Reading) | 3155 | 44 | 29.4 | 684.2 | 186 6 | 202 6 | 805 26 | 1372 43 | 590 19 |
| Communication Skills | Social (Listening & Speaking) | 3127 | 54 | 42.9 | 694.2 | 174 6 | 326 10 | 569 18 | 1159 37 | 899 29 |
| | Academic (Reading & Total Writing) | 3152 | 58 | 37.7 | 681.1 | 201 6 | 258 8 | 782 25 | 1333 42 | 578 18 |
| | Productive (Direct Writing & Speaking) | 3127 | 44 | 35.6 | 696.9 | 201 6 | 189 6 | 724 23 | 1114 36 | 899 29 |




Percentages may not add to 100% due to rounding.
The — symbol indicates fewer than 10 valid scores. NA indicates no valid scores.

NEW MEXICO ENGLISH LANGUAGE PROFICIENCY ASSESSMENT 2006-2007

Annual Summary Report for the State

GRADE: 11
LEVEL: HIGH

Mean Total Composite Scaled Score
693.0

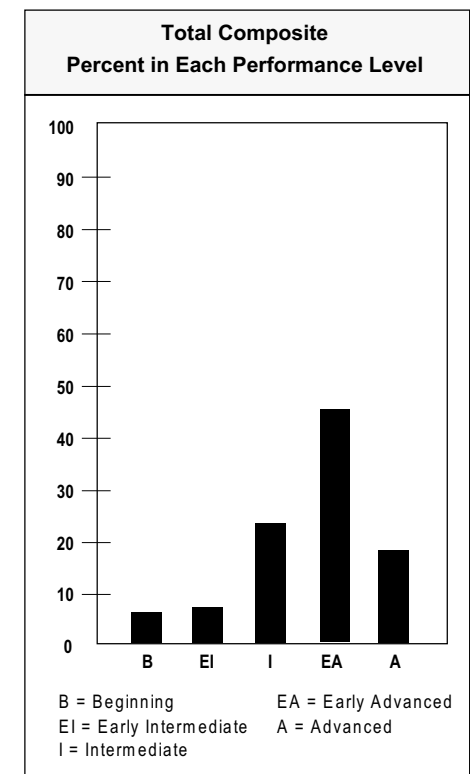


B = Beginning, EI = Early Intermediate, I = Intermediate, EA = Early Advanced, A = Advanced

**Ready to participate in a regular English program

| Total Composite | Total Number of Students | Total Number Tested | Total Number of Valid Scores | Number Ineligible | Beginning No. of Students % of Students | Early Intermediate No. of Students % of Students | Intermediate No. of Students % of Students | Early Advanced No. of Students % of Students | Advanced No. of Students % of Students |
|-----------------|--------------------------|---------------------|------------------------------|-------------------|---|--|--|--|--|
| | 2163 | 2150 | 2125 | 13 | 136 6 | 151 7 | 493 23 | 961 45 | 384 18 |

| | Number Tested | Maximum Possible | Mean Score Pts. Earned | Mean Scaled Score | Beginning No. of Students % of Students | Early Intermediate No. of Students % of Students | Intermediate No. of Students % of Students | Early Advanced No. of Students % of Students | Advanced No. of Students % of Students | |
|--------------------------|--|------------------|------------------------|-------------------|---|--|--|--|--|------------|
| English Language Domains | Listening | 2145 | 20 | 13.8 | 694.1 | 133 6 | 72 3 | 540 25 | 909 42 | 491 23 |
| | Speaking | 2137 | 34 | 29.8 | 718.7 | 140 7 | 165 8 | 338 16 | 392 18 | 1102 52 |
| | Reading | 2145 | 24 | 16.8 | 696.7 | 139 6 | 158 7 | 458 21 | 839 39 | 551 26 |
| | Total Writing | 2142 | 34 | 22.4 | 687.8 | 174 8 | 133 6 | 486 23 | 810 38 | 539 25 |
| | Comprehension (Listening & Reading) | 2142 | 44 | 30.6 | 691.2 | 108 5 | 119 6 | 542 25 | 862 40 | 511 24 |
| Communication Skills | Social (Listening & Speaking) | 2132 | 54 | 43.6 | 698.7 | 105 5 | 219 10 | 356 17 | 952 45 | 500 23 |
| | Academic (Reading & Total Writing) | 2139 | 58 | 39.2 | 688.1 | 136 6 | 158 7 | 496 23 | 922 43 | 427 20 |
| | Productive (Direct Writing & Speaking) | 2129 | 44 | 36.2 | 701.9 | 118 6 | 146 7 | 541 25 | 631 30 | 693 33 |




Percentages may not add to 100% due to rounding.
The — symbol indicates fewer than 10 valid scores. NA indicates no valid scores.

NEW MEXICO ENGLISH LANGUAGE PROFICIENCY ASSESSMENT 2006-2007

Annual Summary Report for the State

GRADE: 12
LEVEL: HIGH

| |
|--|
| Mean Total Composite Scaled Score |
| 691.6 |

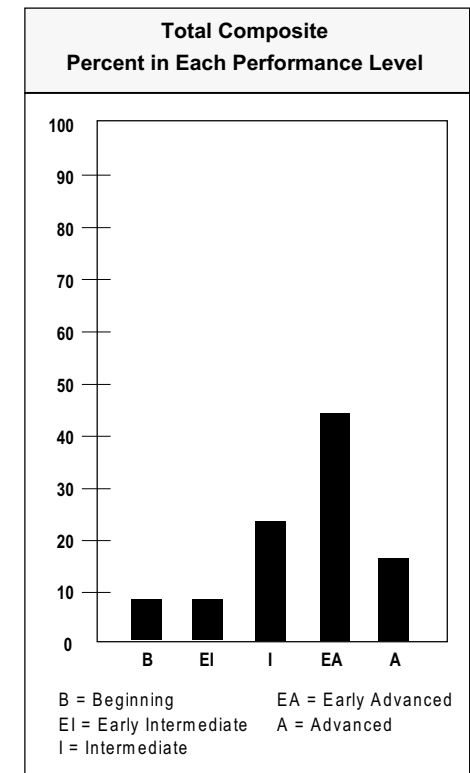


B = Beginning, EI = Early Intermediate, I = Intermediate, EA = Early Advanced, A = Advanced

**Ready to participate in a regular English program

| Total Composite | Total Number of Students | Total Number Tested | Total Number of Valid Scores | Number Ineligible | Beginning No. of Students % of Students | Early Intermediate No. of Students % of Students | Intermediate No. of Students % of Students | Early Advanced No. of Students % of Students | Advanced No. of Students % of Students |
|-----------------|--------------------------|---------------------|------------------------------|-------------------|---|--|--|--|--|
| | 1598 | 1575 | 1563 | 23 | 119 8 | 129 8 | 365 23 | 694 44 | 256 16 |

| | Number Tested | Maximum Possible | Mean Score Pts. Earned | Mean Scaled Score | Beginning No. of Students % of Students | Early Intermediate No. of Students % of Students | Intermediate No. of Students % of Students | Early Advanced No. of Students % of Students | Advanced No. of Students % of Students | |
|---------------------------------|--|------------------|------------------------|-------------------|---|--|--|--|--|-----------|
| English Language Domains | Listening | 1573 | 20 | 13.6 | 691.3 | 119 8 | 96 6 | 327 21 | 664 42 | 367 23 |
| | Speaking | 1565 | 34 | 29.8 | 717.8 | 109 7 | 85 5 | 286 18 | 276 18 | 809 52 |
| | Reading | 1574 | 24 | 16.7 | 694.1 | 135 9 | 97 6 | 316 20 | 608 39 | 418 27 |
| | Total Writing | 1573 | 34 | 22.4 | 688.3 | 142 9 | 123 8 | 390 25 | 624 40 | 294 19 |
| | Comprehension (Listening & Reading) | 1573 | 44 | 30.3 | 687.8 | 116 7 | 99 6 | 332 21 | 751 48 | 275 17 |
| Communication Skills | Social (Listening & Speaking) | 1563 | 54 | 43.4 | 697.3 | 98 6 | 144 9 | 319 20 | 627 40 | 375 24 |
| | Academic (Reading & Total Writing) | 1573 | 58 | 39.1 | 686.6 | 124 8 | 135 9 | 353 22 | 686 44 | 275 17 |
| | Productive (Direct Writing & Speaking) | 1564 | 44 | 36.1 | 702.3 | 100 6 | 101 6 | 391 25 | 440 28 | 532 34 |



Percentages may not add to 100% due to rounding.
The — symbol indicates fewer than 10 valid scores. NA indicates no valid scores.