
*
*
*
* THIS SHOULD BE FORM # R015 LANDSCAPE *
*
*
*
*
*
*
*
*
* THIS SHOULD BE FORM # R015 LANDSCAPE *
*
*
*
*
*
*
*
*
*
* THIS SHOULD BE FORM # R015 LANDSCAPE *
*
*
*
*
*
*
*
*
*
* THIS SHOULD BE FORM # R015 LANDSCAPE *
*
*
*
*
*
*
*
*
*
*

*
*
*
* THIS SHOULD BE FORM # R015 LANDSCAPE *
*
*
*
*
*
*
*
*
* THIS SHOULD BE FORM # R015 LANDSCAPE *
*
*
*
*
*
*
*
*
* THIS SHOULD BE FORM # R015 LANDSCAPE *
*
*
*
*
*
*
*
*
* THIS SHOULD BE FORM # R015 LANDSCAPE *
*
*
*
*
*
*
*
*
*
*

*
*
*
* THIS SHOULD BE FORM # R015 LANDSCAPE *
*
*
*
*
*
*
*
*
* THIS SHOULD BE FORM # R015 LANDSCAPE *
*
*
*
*
*
*
*
*
* THIS SHOULD BE FORM # R015 LANDSCAPE *
*
*
*
*
*
*
*
*
* THIS SHOULD BE FORM # R015 LANDSCAPE *
*
*
*
*
*
*
*
*
*
*

*
*
*
*
* THIS SHOULD BE FORM # R015 LANDSCAPE *
*
*
*
*
*
*
*
*
*
* THIS SHOULD BE FORM # R015 LANDSCAPE *
*
*
*
*
*
*
*
*
*
*
* THIS SHOULD BE FORM # R015 LANDSCAPE *
*
*
*
*
*
*
*
*
*
*
* THIS SHOULD BE FORM # R015 LANDSCAPE *
*
*
*
*
*
*
*
*
*
*
*

***** START ----- START ----- START ----- START *****

***** START ----- START ----- START ----- START *****

***** START OF REPORT, ORDER NBR: 108494008 *****

***** START OF REPORT, ORDER NBR: 108494008 *****

***** START OF REPORT, ORDER NBR: 108494008 *****

***** START OF REPORT, ORDER NBR: 108494008 *****

***** START OF REPORT, ORDER NBR: 108494008 *****

***** START ----- START ----- START ----- START *****

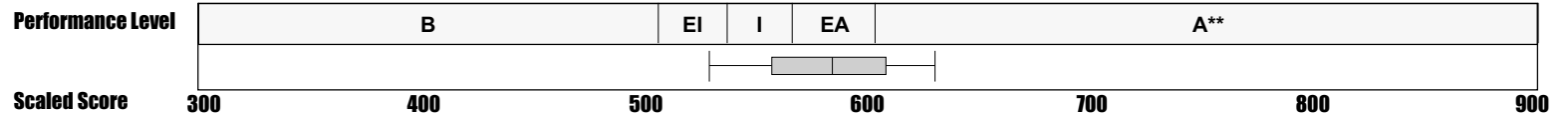
***** START ----- START ----- START ----- START *****

NEW MEXICO ENGLISH LANGUAGE PROFICIENCY ASSESSMENT 2007-2008

Annual Summary Report for the State

GRADE: K
LEVEL: PRIMARY

Mean Total Composite Scaled Score
581.5

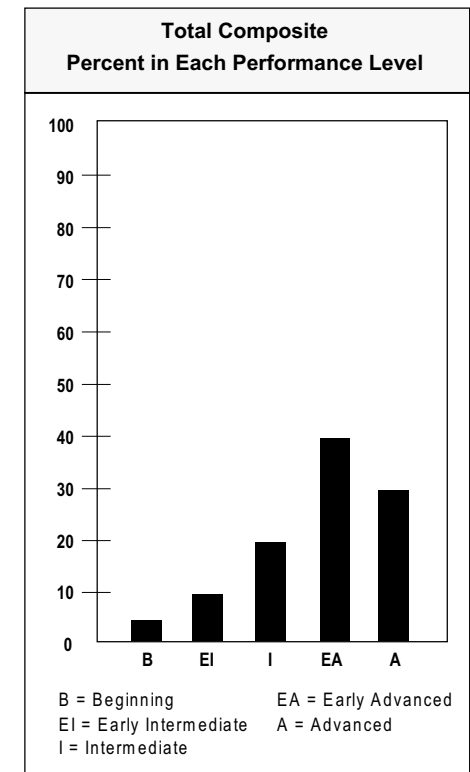


B = Beginning, EI = Early Intermediate, I = Intermediate, EA = Early Advanced, A = Advanced

**Ready to participate in a regular English program

Total Composite	Total Number of Students	Total Number Tested	Total Number of Valid Scores	Number Ineligible	Beginning No. of Students % of Students	Early Intermediate No. of Students % of Students	Intermediate No. of Students % of Students	Early Advanced No. of Students % of Students	Advanced No. of Students % of Students
	8043	8020	7915	23	298 4	742 9	1473 19	3100 39	2302 29

	Number Tested	Maximum Possible	Mean Score Pts. Earned	Mean Scaled Score	Beginning No. of Students % of Students	Early Intermediate No. of Students % of Students	Intermediate No. of Students % of Students	Early Advanced No. of Students % of Students	Advanced No. of Students % of Students	
English Language Domains	Listening	7996	20	16.8	581.0	592 7	693 9	1115 14	2675 33	2921 37
	Speaking	7956	34	24.6	588.8	774 10	678 9	1327 17	2228 28	2949 37
	Reading	7995	20	13.4	581.7	454 6	788 10	1702 21	2276 28	2775 35
	Total Writing	7986	35	18.8	579.6	527 7	831 10	1440 18	2778 35	2410 30
	Comprehension (Listening & Reading)	7979	40	30.2	581.4	412 5	679 9	1822 23	2816 35	2250 28
Communication Skills	Social (Listening & Speaking)	7934	54	41.4	586.0	586 7	737 9	1242 16	2425 31	2944 37
	Academic (Reading & Total Writing)	7984	55	32.2	580.9	359 4	811 10	1571 20	2656 33	2587 32
	Productive (Direct Writing & Speaking)	7931	61	38.6	582.1	480 6	727 9	1298 16	2984 38	2442 31



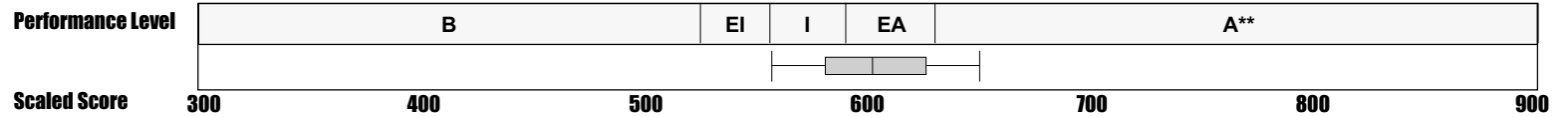
Percentages may not add to 100% due to rounding.
The — symbol indicates fewer than 10 valid scores. NA indicates no valid scores.

NEW MEXICO ENGLISH LANGUAGE PROFICIENCY ASSESSMENT 2007-2008

Annual Summary Report for the State

GRADE: 01
LEVEL: PRIMARY

Mean Total Composite Scaled Score
603.2

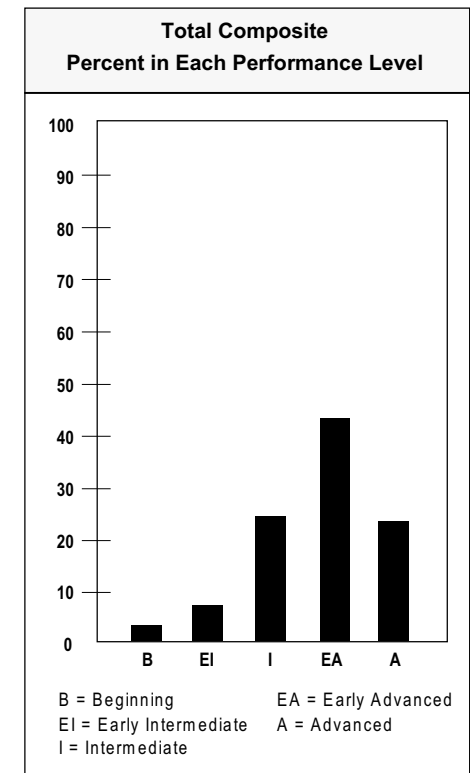


B = Beginning, EI = Early Intermediate, I = Intermediate, EA = Early Advanced, A = Advanced

**Ready to participate in a regular English program

Total Composite	Total Number of Students	Total Number Tested	Total Number of Valid Scores	Number Ineligible	Beginning No. of Students % of Students	Early Intermediate No. of Students % of Students	Intermediate No. of Students % of Students	Early Advanced No. of Students % of Students	Advanced No. of Students % of Students
	7532	7510	7468	22	192 3	551 7	1816 24	3222 43	1687 23

	Number Tested	Maximum Possible	Mean Score Pts. Earned	Mean Scaled Score	Beginning No. of Students % of Students	Early Intermediate No. of Students % of Students	Intermediate No. of Students % of Students	Early Advanced No. of Students % of Students	Advanced No. of Students % of Students	
English Language Domains	Listening	7500	20	18.2	600.2	399 5	539 7	1970 26	2475 33	2117 28
	Speaking	7487	34	27.9	618.4	496 7	500 7	1359 18	1998 27	3134 42
	Reading	7497	20	10.1	592.5	335 4	1139 15	2148 29	2561 34	1314 18
	Total Writing	7492	26	15.7	612.1	189 3	560 7	1791 24	2508 33	2444 33
	Comprehension (Listening & Reading)	7492	40	28.3	594.2	238 3	643 9	2974 40	2274 30	1363 18
Communication Skills	Social (Listening & Speaking)	7478	54	46.2	614.0	430 6	559 7	1293 17	2208 30	2988 40
	Academic (Reading & Total Writing)	7489	46	25.8	602.3	132 2	618 8	2425 32	2471 33	1843 25
	Productive (Direct Writing & Speaking)	7475	50	37.4	613.5	347 5	486 7	1371 18	2796 37	2475 33



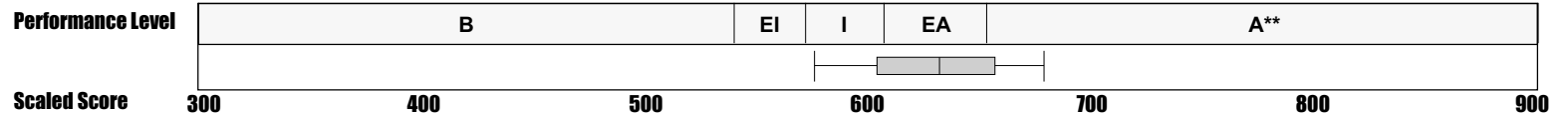
Percentages may not add to 100% due to rounding.
The — symbol indicates fewer than 10 valid scores. NA indicates no valid scores.

NEW MEXICO ENGLISH LANGUAGE PROFICIENCY ASSESSMENT 2007-2008

Annual Summary Report for the State

GRADE: 02
LEVEL: PRIMARY

Mean Total Composite Scaled Score
630.4

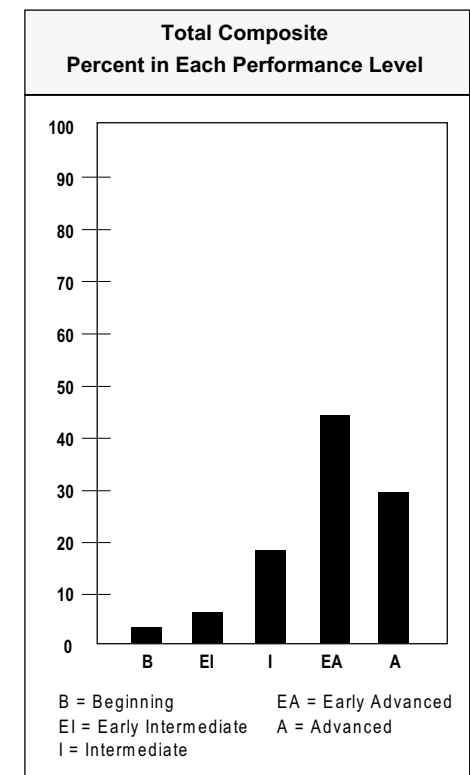


B = Beginning, EI = Early Intermediate, I = Intermediate, EA = Early Advanced, A = Advanced

**Ready to participate in a regular English program

Total Composite	Total Number of Students	Total Number Tested	Total Number of Valid Scores	Number Ineligible	Beginning No. of Students % of Students	Early Intermediate No. of Students % of Students	Intermediate No. of Students % of Students	Early Advanced No. of Students % of Students	Advanced No. of Students % of Students
	6542	6532	6501	10	169 3	408 6	1193 18	2856 44	1875 29

	Number Tested	Maximum Possible	Mean Score Pts. Earned	Mean Scaled Score	Beginning No. of Students % of Students	Early Intermediate No. of Students % of Students	Intermediate No. of Students % of Students	Early Advanced No. of Students % of Students	Advanced No. of Students % of Students	
English Language Domains	Listening	6523	20	18.8	616.3	291 4	481 7	790 12	2111 32	2850 44
	Speaking	6514	34	29.6	635.6	346 5	492 8	1094 17	1760 27	2822 43
	Reading	6521	20	13.5	629.4	157 2	518 8	1454 22	2404 37	1988 30
	Total Writing	6521	26	18.6	642.5	125 2	431 7	935 14	2252 35	2778 43
	Comprehension (Listening & Reading)	6518	40	32.3	627.5	191 3	513 8	1458 22	2731 42	1625 25
Communication Skills	Social (Listening & Speaking)	6507	54	48.5	633.1	329 5	410 6	1236 19	2387 37	2145 33
	Academic (Reading & Total Writing)	6518	46	32.0	634.3	104 2	343 5	1381 21	2267 35	2423 37
	Productive (Direct Writing & Speaking)	6504	50	40.7	637.1	285 4	330 5	997 15	2436 37	2456 38



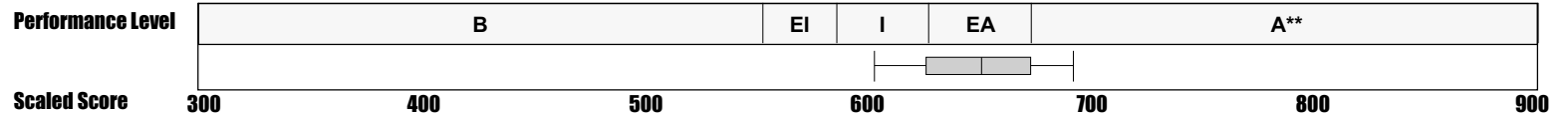
Percentages may not add to 100% due to rounding.
The — symbol indicates fewer than 10 valid scores. NA indicates no valid scores.

NEW MEXICO ENGLISH LANGUAGE PROFICIENCY ASSESSMENT 2007-2008

Annual Summary Report for the State

GRADE: 03
LEVEL: ELEMENTARY

Mean Total Composite Scaled Score
649.2

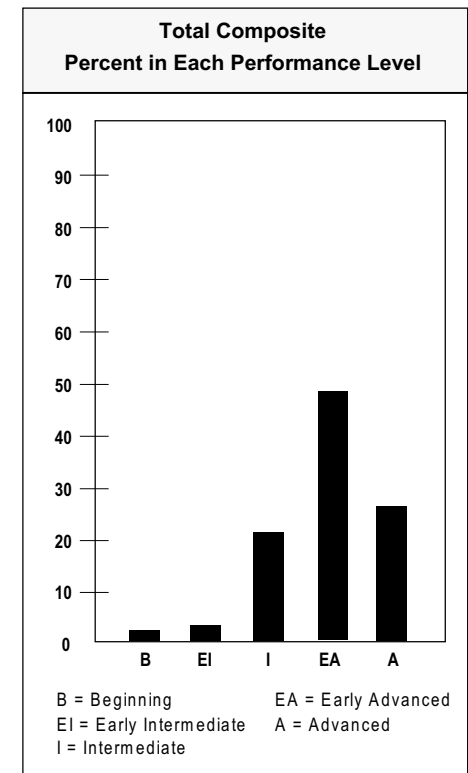


B = Beginning, EI = Early Intermediate, I = Intermediate, EA = Early Advanced, A = Advanced

**Ready to participate in a regular English program

Total Composite	Total Number of Students	Total Number Tested	Total Number of Valid Scores	Number Ineligible	Beginning No. of Students % of Students	Early Intermediate No. of Students % of Students	Intermediate No. of Students % of Students	Early Advanced No. of Students % of Students	Advanced No. of Students % of Students
	5817	5799	5767	18	98 2	198 3	1206 21	2783 48	1482 26

	Number Tested	Maximum Possible	Mean Score Pts. Earned	Mean Scaled Score	Beginning No. of Students % of Students	Early Intermediate No. of Students % of Students	Intermediate No. of Students % of Students	Early Advanced No. of Students % of Students	Advanced No. of Students % of Students	
English Language Domains	Listening	5789	20	14.1	648.2	102 2	426 7	1127 19	2366 41	1768 31
	Speaking	5787	34	30.0	665.2	192 3	243 4	896 15	1953 34	2503 43
	Reading	5789	20	11.3	648.1	165 3	422 7	1367 24	2042 35	1793 31
	Total Writing	5781	30	18.2	654.1	151 3	378 7	871 15	2502 43	1879 33
	Comprehension (Listening & Reading)	5786	40	25.5	646.6	88 2	267 5	1460 25	2528 44	1443 25
Communication Skills	Social (Listening & Speaking)	5779	54	44.1	651.2	141 2	202 3	1112 19	2792 48	1532 27
	Academic (Reading & Total Writing)	5778	50	29.5	650.1	95 2	301 5	1181 20	2602 45	1599 28
	Productive (Direct Writing & Speaking)	5771	44	34.7	659.6	185 3	200 3	969 17	1919 33	2498 43




Percentages may not add to 100% due to rounding.
The — symbol indicates fewer than 10 valid scores. NA indicates no valid scores.

NEW MEXICO ENGLISH LANGUAGE PROFICIENCY ASSESSMENT 2007-2008

Annual Summary Report for the State

GRADE: 04
LEVEL: ELEMENTARY

Mean Total Composite Scaled Score
665.6

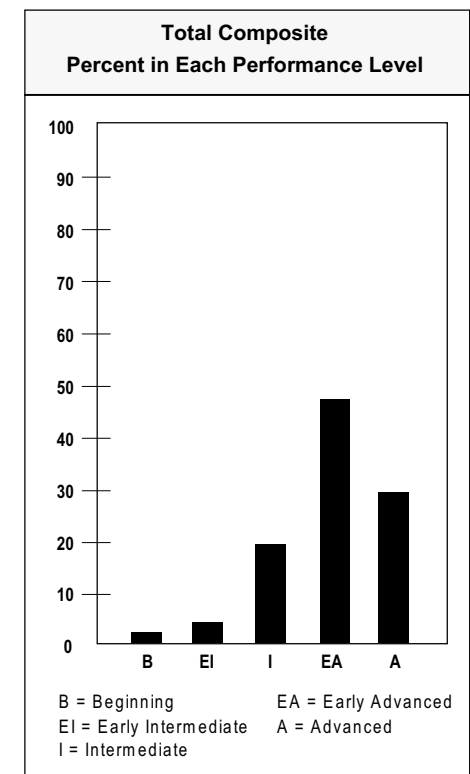


B = Beginning, EI = Early Intermediate, I = Intermediate, EA = Early Advanced, A = Advanced

**Ready to participate in a regular English program

Total Composite	Total Number of Students	Total Number Tested	Total Number of Valid Scores	Number Ineligible	Beginning No. of Students % of Students	Early Intermediate No. of Students % of Students	Intermediate No. of Students % of Students	Early Advanced No. of Students % of Students	Advanced No. of Students % of Students
	4959	4945	4918	14	90 2	173 4	928 19	2301 47	1426 29

	Number Tested	Maximum Possible	Mean Score Pts. Earned	Mean Scaled Score	Beginning No. of Students % of Students	Early Intermediate No. of Students % of Students	Intermediate No. of Students % of Students	Early Advanced No. of Students % of Students	Advanced No. of Students % of Students	
English Language Domains	Listening	4940	20	15.3	662.6	96 2	293 6	1172 24	1878 38	1501 30
	Speaking	4934	34	30.7	674.4	155 3	240 5	1057 21	968 20	2514 51
	Reading	4939	20	12.9	668.5	73 1	400 8	876 18	1661 34	1929 39
	Total Writing	4929	30	20.5	675.0	94 2	220 4	725 15	1746 35	2144 43
	Comprehension (Listening & Reading)	4937	40	28.2	663.8	52 1	243 5	967 20	2225 45	1450 29
Communication Skills	Social (Listening & Speaking)	4929	54	46.0	663.9	134 3	215 4	990 20	2162 44	1428 29
	Academic (Reading & Total Writing)	4929	50	33.4	669.9	66 1	270 5	809 16	1963 40	1821 37
	Productive (Direct Writing & Speaking)	4920	44	36.2	676.0	140 3	183 4	821 17	1580 32	2196 45




Percentages may not add to 100% due to rounding.
The — symbol indicates fewer than 10 valid scores. NA indicates no valid scores.

NEW MEXICO ENGLISH LANGUAGE PROFICIENCY ASSESSMENT 2007-2008

Annual Summary Report for the State

GRADE: 05
LEVEL: ELEMENTARY

Mean Total Composite Scaled Score
677.5

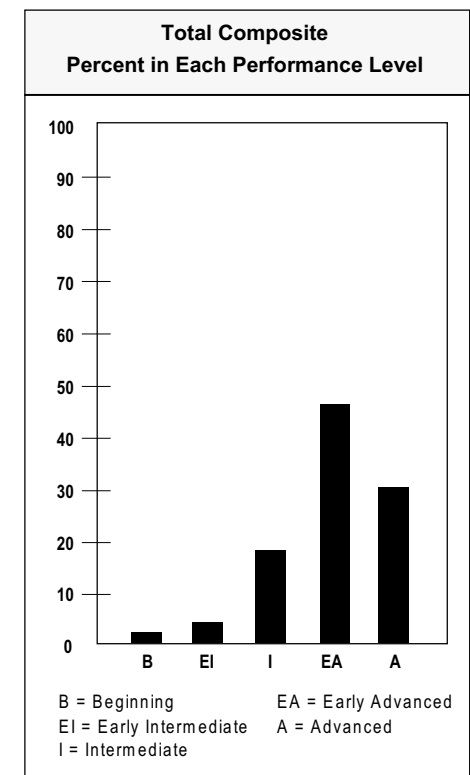


B = Beginning, EI = Early Intermediate, I = Intermediate, EA = Early Advanced, A = Advanced

**Ready to participate in a regular English program

Total Composite	Total Number of Students	Total Number Tested	Total Number of Valid Scores	Number Ineligible	Beginning No. of Students % of Students	Early Intermediate No. of Students % of Students	Intermediate No. of Students % of Students	Early Advanced No. of Students % of Students	Advanced No. of Students % of Students
	4293	4286	4262	7	88 2	179 4	762 18	1969 46	1264 30

	Number Tested	Maximum Possible	Mean Score Pts. Earned	Mean Scaled Score	Beginning No. of Students % of Students	Early Intermediate No. of Students % of Students	Intermediate No. of Students % of Students	Early Advanced No. of Students % of Students	Advanced No. of Students % of Students	
English Language Domains	Listening	4282	20	16.1	675.0	102 2	216 5	1061 25	1874 44	1029 24
	Speaking	4275	34	30.9	678.7	184 4	264 6	961 22	1255 29	1611 38
	Reading	4279	20	14.0	683.0	90 2	186 4	794 19	1416 33	1793 42
	Total Writing	4270	30	22.0	690.3	89 2	215 5	534 13	1378 32	2054 48
	Comprehension (Listening & Reading)	4279	40	30.1	676.9	53 1	206 5	936 22	1894 44	1190 28
Communication Skills	Social (Listening & Speaking)	4271	54	47.0	672.8	151 4	216 5	872 20	1953 46	1079 25
	Academic (Reading & Total Writing)	4270	50	36.0	684.3	69 2	217 5	626 15	1599 37	1759 41
	Productive (Direct Writing & Speaking)	4262	44	37.1	687.8	152 4	196 5	582 14	1577 37	1755 41




Percentages may not add to 100% due to rounding.
The — symbol indicates fewer than 10 valid scores. NA indicates no valid scores.

NEW MEXICO ENGLISH LANGUAGE PROFICIENCY ASSESSMENT 2007-2008

Annual Summary Report for the State

GRADE: 06
LEVEL: MIDDLE

Mean Total Composite Scaled Score
669.2

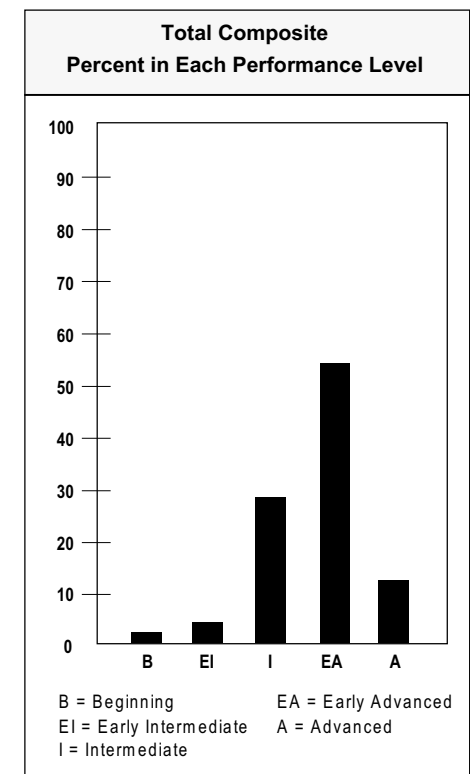


B = Beginning, EI = Early Intermediate, I = Intermediate, EA = Early Advanced, A = Advanced

**Ready to participate in a regular English program

Total Composite	Total Number of Students	Total Number Tested	Total Number of Valid Scores	Number Ineligible	Beginning No. of Students % of Students	Early Intermediate No. of Students % of Students	Intermediate No. of Students % of Students	Early Advanced No. of Students % of Students	Advanced No. of Students % of Students
	3941	3923	3900	18	91 2	149 4	1085 28	2103 54	472 12

	Number Tested	Maximum Possible	Mean Score Pts. Earned	Mean Scaled Score	Beginning No. of Students % of Students	Early Intermediate No. of Students % of Students	Intermediate No. of Students % of Students	Early Advanced No. of Students % of Students	Advanced No. of Students % of Students	
English Language Domains	Listening	3917	20	15.4	677.4	70 2	181 5	942 24	1710 44	1014 26
	Speaking	3915	34	30.6	697.9	142 4	202 5	761 19	767 20	2043 52
	Reading	3916	24	15.0	668.2	87 2	309 8	1338 34	1548 40	634 16
	Total Writing	3906	34	22.7	667.7	103 3	301 8	1203 31	1601 41	698 18
	Comprehension (Listening & Reading)	3914	44	30.5	669.4	42 1	215 5	1338 34	1839 47	480 12
Communication Skills	Social (Listening & Speaking)	3909	54	46.1	680.3	123 3	153 4	657 17	1992 51	984 25
	Academic (Reading & Total Writing)	3905	58	37.7	666.0	76 2	293 8	1177 30	1912 49	447 11
	Productive (Direct Writing & Speaking)	3903	44	36.9	677.7	132 3	180 5	787 20	1863 48	941 24




Percentages may not add to 100% due to rounding.
The — symbol indicates fewer than 10 valid scores. NA indicates no valid scores.

NEW MEXICO ENGLISH LANGUAGE PROFICIENCY ASSESSMENT 2007-2008

Annual Summary Report for the State

GRADE: 07
LEVEL: MIDDLE

Mean Total Composite Scaled Score
676.6

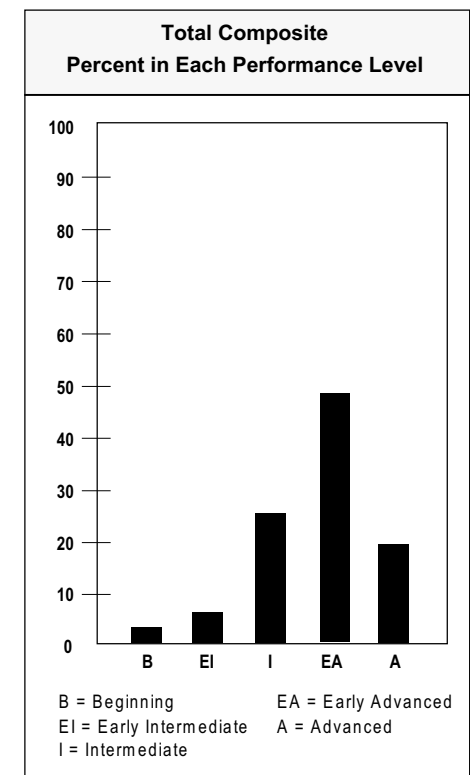


B = Beginning, EI = Early Intermediate, I = Intermediate, EA = Early Advanced, A = Advanced

**Ready to participate in a regular English program

Total Composite	Total Number of Students	Total Number Tested	Total Number of Valid Scores	Number Ineligible	Beginning No. of Students % of Students	Early Intermediate No. of Students % of Students	Intermediate No. of Students % of Students	Early Advanced No. of Students % of Students	Advanced No. of Students % of Students
	4016	3987	3945	29	127 3	217 6	972 25	1887 48	742 19

	Number Tested	Maximum Possible	Mean Score Pts. Earned	Mean Scaled Score	Beginning No. of Students % of Students	Early Intermediate No. of Students % of Students	Intermediate No. of Students % of Students	Early Advanced No. of Students % of Students	Advanced No. of Students % of Students	
English Language Domains	Listening	3966	20	15.9	686.0	134 3	213 5	1004 25	1189 30	1426 36
	Speaking	3978	34	30.7	700.4	194 5	299 8	551 14	746 19	2188 55
	Reading	3970	24	16.0	678.3	76 2	416 10	1174 30	1273 32	1031 26
	Total Writing	3960	34	23.7	675.5	154 4	386 10	954 24	1776 45	690 17
	Comprehension (Listening & Reading)	3962	44	32.0	678.5	84 2	304 8	1023 26	1673 42	878 22
Communication Skills	Social (Listening & Speaking)	3960	54	46.7	686.8	167 4	182 5	653 16	1637 41	1321 33
	Academic (Reading & Total Writing)	3957	58	39.8	674.5	109 3	337 9	1026 26	1663 42	822 21
	Productive (Direct Writing & Speaking)	3953	44	37.2	682.2	169 4	260 7	820 21	1500 38	1204 30




Percentages may not add to 100% due to rounding.
The — symbol indicates fewer than 10 valid scores. NA indicates no valid scores.

NEW MEXICO ENGLISH LANGUAGE PROFICIENCY ASSESSMENT 2007-2008

Annual Summary Report for the State

GRADE: 08
LEVEL: MIDDLE

Mean Total Composite Scaled Score
685.5

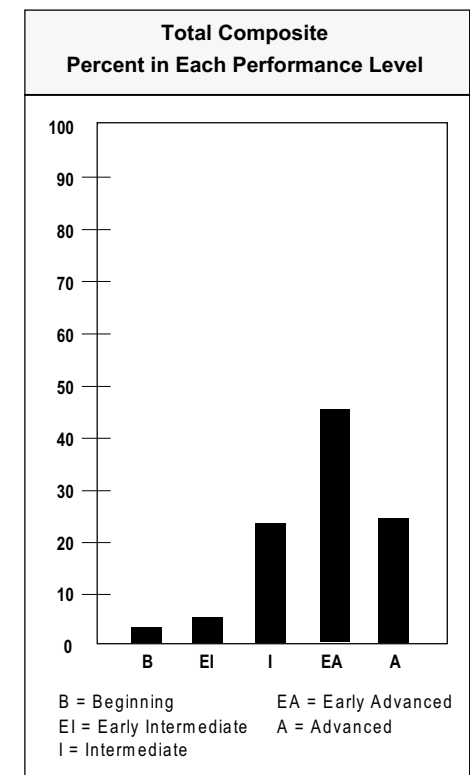


B = Beginning, EI = Early Intermediate, I = Intermediate, EA = Early Advanced, A = Advanced

**Ready to participate in a regular English program

Total Composite	Total Number of Students	Total Number Tested	Total Number of Valid Scores	Number Ineligible	Beginning No. of Students % of Students	Early Intermediate No. of Students % of Students	Intermediate No. of Students % of Students	Early Advanced No. of Students % of Students	Advanced No. of Students % of Students
	3978	3944	3884	34	119 3	207 5	875 23	1734 45	949 24

	Number Tested	Maximum Possible	Mean Score Pts. Earned	Mean Scaled Score	Beginning No. of Students % of Students	Early Intermediate No. of Students % of Students	Intermediate No. of Students % of Students	Early Advanced No. of Students % of Students	Advanced No. of Students % of Students	
English Language Domains	Listening	3916	20	16.4	695.1	120 3	262 7	694 18	1794 46	1046 27
	Speaking	3921	34	31.0	706.8	205 5	264 7	674 17	409 10	2369 60
	Reading	3911	24	17.1	689.9	94 2	389 10	1043 27	1013 26	1372 35
	Total Writing	3902	34	24.8	685.1	145 4	325 8	941 24	1499 38	992 25
	Comprehension (Listening & Reading)	3908	44	33.6	688.5	93 2	246 6	1056 27	1527 39	986 25
Communication Skills	Social (Listening & Speaking)	3897	54	47.5	695.6	167 4	193 5	770 20	1606 41	1161 30
	Academic (Reading & Total Writing)	3900	58	41.9	684.7	92 2	313 8	958 25	1574 40	963 25
	Productive (Direct Writing & Speaking)	3885	44	37.8	689.8	175 5	228 6	896 23	1144 29	1442 37




Percentages may not add to 100% due to rounding.
The — symbol indicates fewer than 10 valid scores. NA indicates no valid scores.

NEW MEXICO ENGLISH LANGUAGE PROFICIENCY ASSESSMENT 2007-2008

Annual Summary Report for the State

GRADE: 09
LEVEL: HIGH

Mean Total Composite Scaled Score
691.3

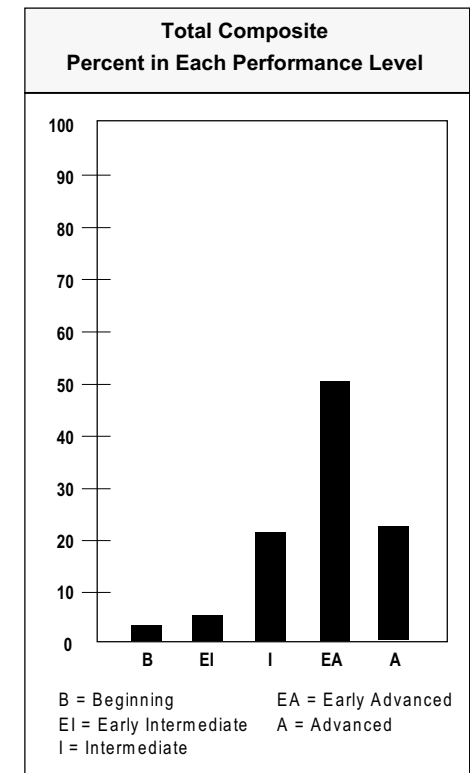


B = Beginning, EI = Early Intermediate, I = Intermediate, EA = Early Advanced, A = Advanced

**Ready to participate in a regular English program

Total Composite	Total Number of Students	Total Number Tested	Total Number of Valid Scores	Number Ineligible	Beginning No. of Students % of Students	Early Intermediate No. of Students % of Students	Intermediate No. of Students % of Students	Early Advanced No. of Students % of Students	Advanced No. of Students % of Students
	3714	3648	3484	66	115 3	164 5	728 21	1727 50	750 22

	Number Tested	Maximum Possible	Mean Score Pts. Earned	Mean Scaled Score	Beginning No. of Students % of Students	Early Intermediate No. of Students % of Students	Intermediate No. of Students % of Students	Early Advanced No. of Students % of Students	Advanced No. of Students % of Students	
English Language Domains	Listening	3542	19	13.5	695.7	105 3	180 5	755 21	1537 43	965 27
	Speaking	3598	34	29.9	729.4	205 6	214 6	728 20	665 18	1786 50
	Reading	3541	24	16.4	695.7	99 3	276 8	876 25	1003 28	1287 36
	Total Writing	3528	34	22.9	693.7	120 3	195 6	782 22	1363 39	1068 30
	Comprehension (Listening & Reading)	3540	43	29.9	692.6	84 2	207 6	725 20	1627 46	897 25
Communication Skills	Social (Listening & Speaking)	3493	53	43.5	695.1	156 4	166 5	589 17	1693 48	889 25
	Academic (Reading & Total Writing)	3527	58	39.3	692.1	88 2	233 7	751 21	1433 41	1022 29
	Productive (Direct Writing & Speaking)	3485	44	36.3	701.3	175 5	138 4	559 16	1161 33	1452 42




Percentages may not add to 100% due to rounding.
The — symbol indicates fewer than 10 valid scores. NA indicates no valid scores.

NEW MEXICO ENGLISH LANGUAGE PROFICIENCY ASSESSMENT 2007-2008

Annual Summary Report for the State

GRADE: 10
LEVEL: HIGH

Mean Total Composite Scaled Score
694.8

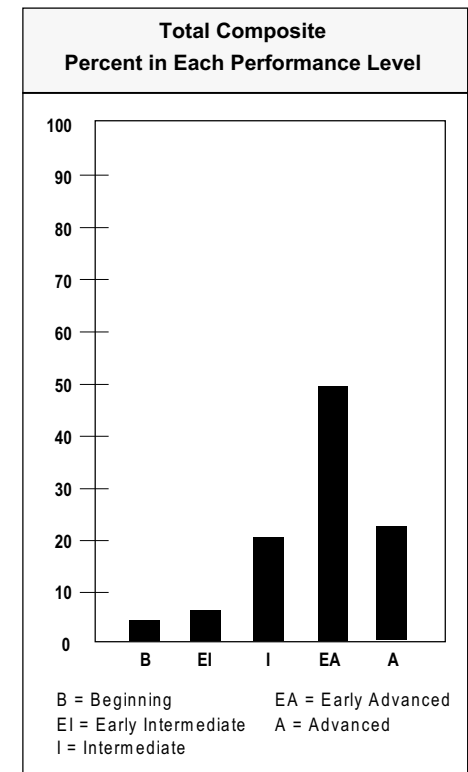


B = Beginning, EI = Early Intermediate, I = Intermediate, EA = Early Advanced, A = Advanced

**Ready to participate in a regular English program

Total Composite	Total Number of Students	Total Number Tested	Total Number of Valid Scores	Number Ineligible	Beginning No. of Students % of Students	Early Intermediate No. of Students % of Students	Intermediate No. of Students % of Students	Early Advanced No. of Students % of Students	Advanced No. of Students % of Students
	2723	2678	2569	45	93 4	162 6	508 20	1248 49	558 22

	Number Tested	Maximum Possible	Mean Score Pts. Earned	Mean Scaled Score	Beginning No. of Students % of Students	Early Intermediate No. of Students % of Students	Intermediate No. of Students % of Students	Early Advanced No. of Students % of Students	Advanced No. of Students % of Students	
English Language Domains	Listening	2599	19	13.7	696.9	128 5	101 4	421 16	1148 44	801 31
	Speaking	2656	34	30.0	730.3	159 6	201 8	499 19	462 17	1335 50
	Reading	2599	24	16.8	700.5	104 4	136 5	567 22	970 37	822 32
	Total Writing	2588	34	23.4	697.3	99 4	161 6	451 17	1199 46	678 26
	Comprehension (Listening & Reading)	2598	43	30.4	695.3	86 3	128 5	553 21	1201 46	630 24
Communication Skills	Social (Listening & Speaking)	2578	53	43.6	697.1	118 5	189 7	494 19	1059 41	718 28
	Academic (Reading & Total Writing)	2587	58	40.2	695.7	83 3	159 6	495 19	1095 42	755 29
	Productive (Direct Writing & Speaking)	2570	44	36.4	702.9	129 5	144 6	509 20	1000 39	788 31




Percentages may not add to 100% due to rounding.
The — symbol indicates fewer than 10 valid scores. NA indicates no valid scores.

NEW MEXICO ENGLISH LANGUAGE PROFICIENCY ASSESSMENT 2007-2008

Annual Summary Report for the State

GRADE: 11
LEVEL: HIGH

Mean Total Composite Scaled Score
701.2

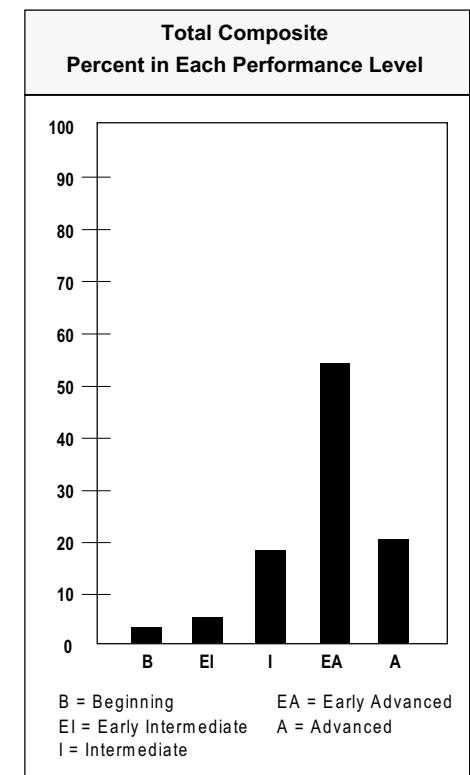


B = Beginning, EI = Early Intermediate, I = Intermediate, EA = Early Advanced, A = Advanced

**Ready to participate in a regular English program

Total Composite	Total Number of Students	Total Number Tested	Total Number of Valid Scores	Number Ineligible	Beginning No. of Students % of Students	Early Intermediate No. of Students % of Students	Intermediate No. of Students % of Students	Early Advanced No. of Students % of Students	Advanced No. of Students % of Students
	2090	2033	1964	57	58 3	108 5	360 18	1051 54	387 20

	Number Tested	Maximum Possible	Mean Score Pts. Earned	Mean Scaled Score	Beginning No. of Students % of Students	Early Intermediate No. of Students % of Students	Intermediate No. of Students % of Students	Early Advanced No. of Students % of Students	Advanced No. of Students % of Students	
English Language Domains	Listening	1992	19	14.2	705.5	71 4	58 3	521 26	589 30	753 38
	Speaking	2012	34	30.4	733.9	100 5	133 7	376 19	385 19	1018 51
	Reading	1995	24	17.3	705.7	77 4	127 6	306 15	776 39	709 36
	Total Writing	1987	34	24.2	703.9	60 3	101 5	412 21	751 38	663 33
	Comprehension (Listening & Reading)	1991	43	31.4	701.7	60 3	98 5	400 20	859 43	574 29
Communication Skills	Social (Listening & Speaking)	1973	53	44.6	703.7	67 3	120 6	447 23	900 46	439 22
	Academic (Reading & Total Writing)	1985	58	41.5	701.8	56 3	110 6	377 19	879 44	563 28
	Productive (Direct Writing & Speaking)	1968	44	37.2	710.1	68 3	111 6	371 19	745 38	673 34




Percentages may not add to 100% due to rounding.
The — symbol indicates fewer than 10 valid scores. NA indicates no valid scores.

NEW MEXICO ENGLISH LANGUAGE PROFICIENCY ASSESSMENT 2007-2008

Annual Summary Report for the State

GRADE: 12
LEVEL: HIGH

Mean Total Composite Scaled Score
693.3

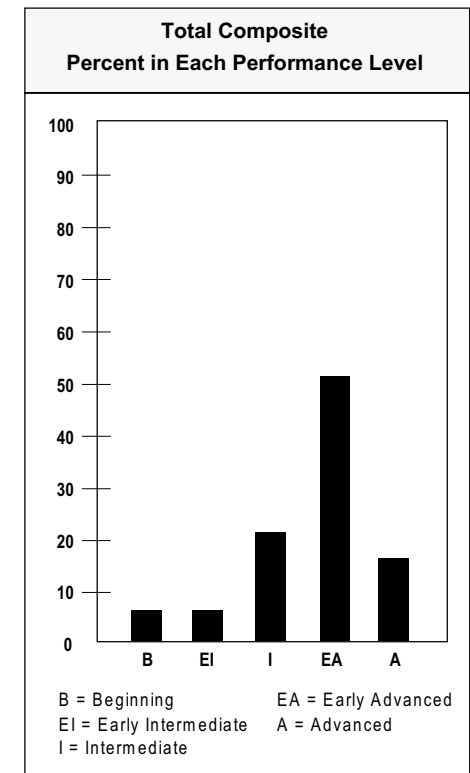


B = Beginning, EI = Early Intermediate, I = Intermediate, EA = Early Advanced, A = Advanced

**Ready to participate in a regular English program

Total Composite	Total Number of Students	Total Number Tested	Total Number of Valid Scores	Number Ineligible	Beginning No. of Students % of Students	Early Intermediate No. of Students % of Students	Intermediate No. of Students % of Students	Early Advanced No. of Students % of Students	Advanced No. of Students % of Students
	1546	1501	1432	45	80 6	93 6	304 21	724 51	231 16

	Number Tested	Maximum Possible	Mean Score Pts. Earned	Mean Scaled Score	Beginning No. of Students % of Students	Early Intermediate No. of Students % of Students	Intermediate No. of Students % of Students	Early Advanced No. of Students % of Students	Advanced No. of Students % of Students	
English Language Domains	Listening	1467	19	13.7	697.2	87 6	83 6	352 24	639 44	306 21
	Speaking	1474	34	29.6	729.9	124 8	112 8	322 22	358 24	558 38
	Reading	1466	24	16.9	700.3	88 6	95 6	336 23	604 41	343 23
	Total Writing	1455	34	23.7	698.7	81 6	96 7	254 17	671 46	353 24
	Comprehension (Listening & Reading)	1466	43	30.6	694.6	75 5	90 6	358 24	635 43	308 21
Communication Skills	Social (Listening & Speaking)	1440	53	43.3	696.1	98 7	93 6	297 21	621 43	331 23
	Academic (Reading & Total Writing)	1455	58	40.6	695.9	77 5	104 7	281 19	650 45	343 24
	Productive (Direct Writing & Speaking)	1432	44	36.2	703.7	100 7	96 7	281 20	455 32	500 35



Percentages may not add to 100% due to rounding.
The — symbol indicates fewer than 10 valid scores. NA indicates no valid scores.

