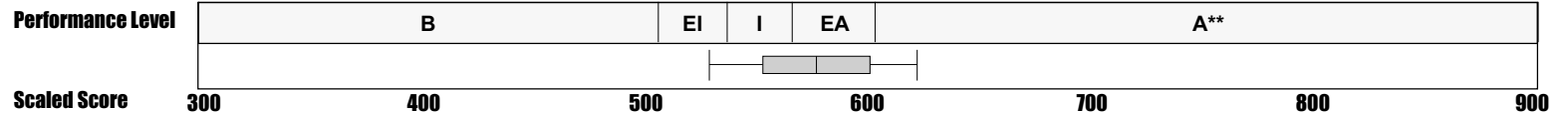


NEW MEXICO ENGLISH LANGUAGE PROFICIENCY ASSESSMENT 2008-2009

Annual Summary Report for the State

GRADE: K
LEVEL: PRIMARY

Mean Total Composite Scaled Score
575.9

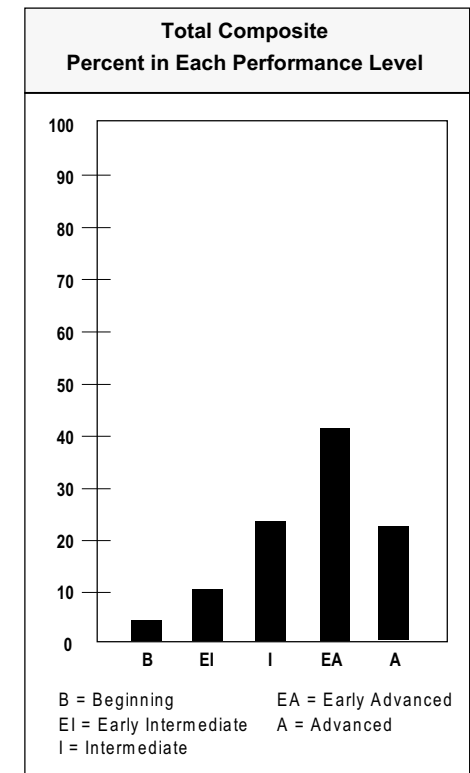


B = Beginning, EI = Early Intermediate, I = Intermediate, EA = Early Advanced, A = Advanced

**Ready to participate in a regular English program

Total Composite	Total Number of Students	Total Number Tested	Total Number of Valid Scores	Number Ineligible	Beginning No. of Students % of Students	Early Intermediate No. of Students % of Students	Intermediate No. of Students % of Students	Early Advanced No. of Students % of Students	Advanced No. of Students % of Students
	7614	7589	7482	25	282 4	778 10	1718 23	3050 41	1654 22

	Number Tested	Maximum Possible	Mean Score Pts. Earned	Mean Scaled Score	Beginning No. of Students % of Students	Early Intermediate No. of Students % of Students	Intermediate No. of Students % of Students	Early Advanced No. of Students % of Students	Advanced No. of Students % of Students	
English Language Domains	Listening	7544	20	16.6	578.3	565 7	719 10	1209 16	2566 34	2485 33
	Speaking	7565	34	24.0	585.6	802 11	718 9	1436 19	1938 26	2671 35
	Reading	7514	20	13.0	576.2	409 5	953 13	1814 24	2249 30	2089 28
	Total Writing	7537	35	17.6	571.9	529 7	956 13	1665 22	2730 36	1657 22
	Comprehension (Listening & Reading)	7510	40	29.6	576.5	356 5	777 10	1970 26	2714 36	1693 23
Communication Skills	Social (Listening & Speaking)	7521	54	40.7	582.8	552 7	768 10	1436 19	2198 29	2567 34
	Academic (Reading & Total Writing)	7499	55	30.6	574.3	334 4	1000 13	1671 22	2695 36	1799 24
	Productive (Direct Writing & Speaking)	7522	61	37.0	575.9	506 7	762 10	1481 20	2892 38	1881 25



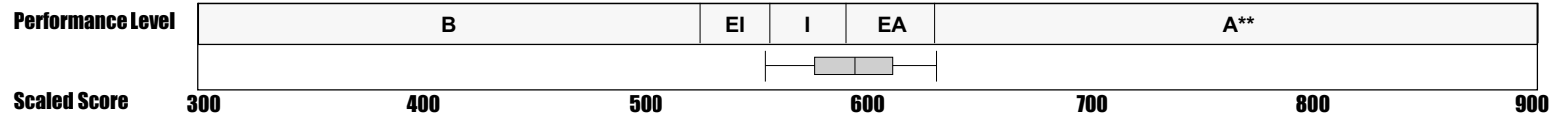
Percentages may not add to 100% due to rounding.
The — symbol indicates fewer than 10 valid scores. NA indicates no valid scores.

NEW MEXICO ENGLISH LANGUAGE PROFICIENCY ASSESSMENT 2008-2009

Annual Summary Report for the State

GRADE: 01
LEVEL: PRIMARY

Mean Total Composite Scaled Score
593.8

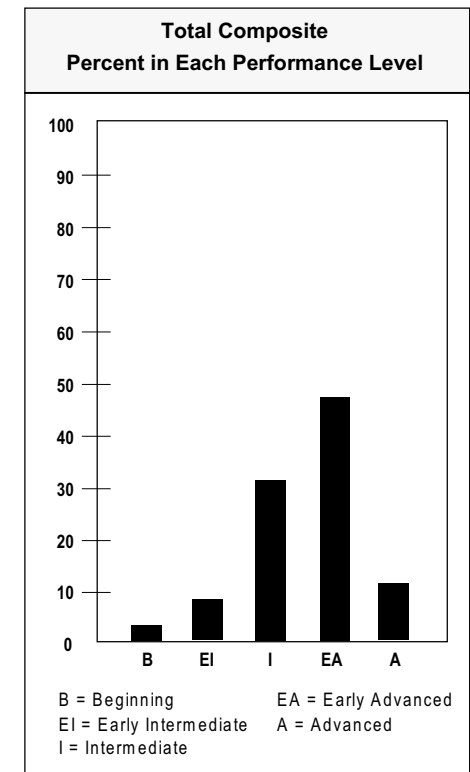


B = Beginning, EI = Early Intermediate, I = Intermediate, EA = Early Advanced, A = Advanced

**Ready to participate in a regular English program

Total Composite	Total Number of Students	Total Number Tested	Total Number of Valid Scores	Number Ineligible	Beginning No. of Students % of Students	Early Intermediate No. of Students % of Students	Intermediate No. of Students % of Students	Early Advanced No. of Students % of Students	Advanced No. of Students % of Students
	6470	6452	6424	18	186 3	522 8	2006 31	3005 47	705 11

	Number Tested	Maximum Possible	Mean Score Pts. Earned	Mean Scaled Score	Beginning No. of Students % of Students	Early Intermediate No. of Students % of Students	Intermediate No. of Students % of Students	Early Advanced No. of Students % of Students	Advanced No. of Students % of Students	
English Language Domains	Listening	6446	20	18.2	597.8	355 6	484 8	1819 28	2170 34	1618 25
	Speaking	6442	34	27.4	613.5	445 7	510 8	1418 22	1610 25	2459 38
	Reading	6442	20	9.1	582.4	287 4	1304 20	2249 35	1999 31	603 9
	Total Writing	6436	26	14.3	598.0	217 3	656 10	1985 31	2368 37	1210 19
	Comprehension (Listening & Reading)	6441	40	27.2	585.6	185 3	638 10	3189 50	1790 28	639 10
Communication Skills	Social (Listening & Speaking)	6436	54	45.5	609.1	374 6	551 9	1359 21	1861 29	2291 36
	Academic (Reading & Total Writing)	6433	46	23.3	590.6	116 2	719 11	2685 42	2102 33	811 13
	Productive (Direct Writing & Speaking)	6428	50	36.0	603.1	318 5	527 8	1468 23	2631 41	1484 23



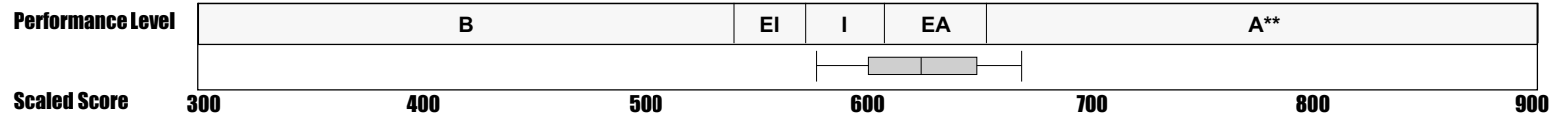
Percentages may not add to 100% due to rounding.
The — symbol indicates fewer than 10 valid scores. NA indicates no valid scores.

NEW MEXICO ENGLISH LANGUAGE PROFICIENCY ASSESSMENT 2008-2009

Annual Summary Report for the State

GRADE: 02
LEVEL: PRIMARY

Mean Total Composite Scaled Score
624.2

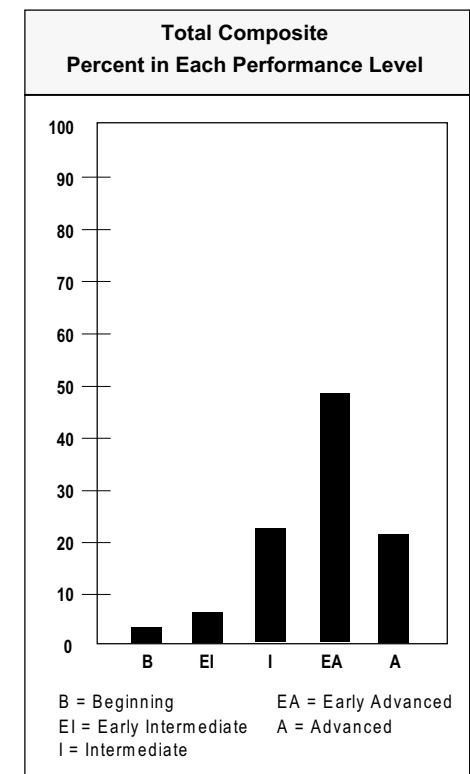


B = Beginning, EI = Early Intermediate, I = Intermediate, EA = Early Advanced, A = Advanced

**Ready to participate in a regular English program

Total Composite	Total Number of Students	Total Number Tested	Total Number of Valid Scores	Number Ineligible	Beginning No. of Students % of Students	Early Intermediate No. of Students % of Students	Intermediate No. of Students % of Students	Early Advanced No. of Students % of Students	Advanced No. of Students % of Students
	6299	6279	6252	20	177 3	346 6	1360 22	3026 48	1343 21

	Number Tested	Maximum Possible	Mean Score Pts. Earned	Mean Scaled Score	Beginning No. of Students % of Students	Early Intermediate No. of Students % of Students	Intermediate No. of Students % of Students	Early Advanced No. of Students % of Students	Advanced No. of Students % of Students	
English Language Domains	Listening	6267	20	18.8	615.7	273 4	420 7	794 13	2139 34	2641 42
	Speaking	6265	34	29.6	634.5	317 5	551 9	1109 18	1674 27	2614 42
	Reading	6267	20	12.9	622.7	142 2	574 9	1547 25	2526 40	1478 24
	Total Writing	6269	26	17.8	632.9	127 2	527 8	1029 16	2529 40	2057 33
	Comprehension (Listening & Reading)	6265	40	31.7	621.5	186 3	500 8	1572 25	2814 45	1193 19
Communication Skills	Social (Listening & Speaking)	6254	54	48.3	631.3	306 5	407 7	1333 21	2251 36	1957 31
	Academic (Reading & Total Writing)	6263	46	30.8	626.4	98 2	420 7	1473 24	2529 40	1743 28
	Productive (Direct Writing & Speaking)	6258	50	40.0	629.7	272 4	317 5	1127 18	2631 42	1911 31



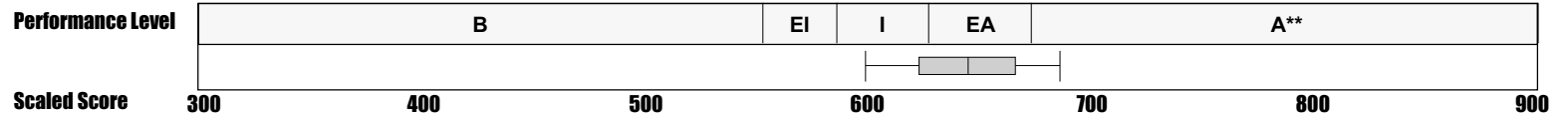
Percentages may not add to 100% due to rounding.
The — symbol indicates fewer than 10 valid scores. NA indicates no valid scores.

NEW MEXICO ENGLISH LANGUAGE PROFICIENCY ASSESSMENT 2008-2009

Annual Summary Report for the State

GRADE: 03
LEVEL: ELEMENTARY

Mean Total Composite Scaled Score
644.0

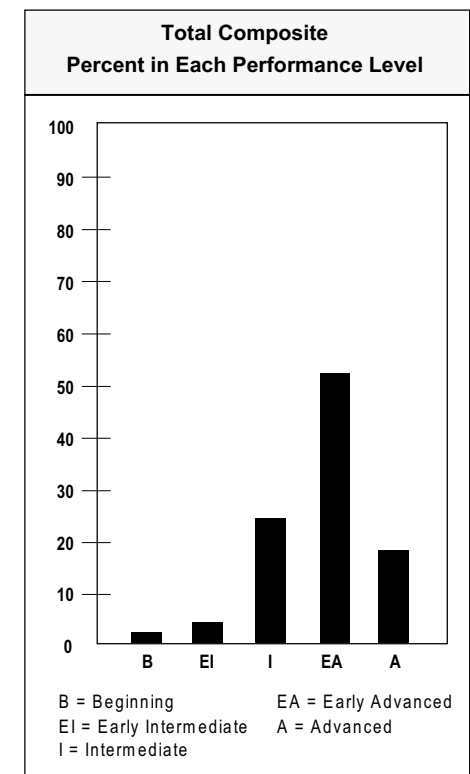


B = Beginning, EI = Early Intermediate, I = Intermediate, EA = Early Advanced, A = Advanced

**Ready to participate in a regular English program

Total Composite	Total Number of Students	Total Number Tested	Total Number of Valid Scores	Number Ineligible	Beginning No. of Students % of Students	Early Intermediate No. of Students % of Students	Intermediate No. of Students % of Students	Early Advanced No. of Students % of Students	Advanced No. of Students % of Students
	5145	5135	5116	10	78 2	213 4	1234 24	2646 52	945 18

	Number Tested	Maximum Possible	Mean Score Pts. Earned	Mean Scaled Score	Beginning No. of Students % of Students	Early Intermediate No. of Students % of Students	Intermediate No. of Students % of Students	Early Advanced No. of Students % of Students	Advanced No. of Students % of Students	
English Language Domains	Listening	5130	20	13.7	643.1	73 1	426 8	1184 23	2165 42	1282 25
	Speaking	5128	34	29.4	659.1	213 4	249 5	943 18	1679 33	2044 40
	Reading	5131	20	10.9	642.2	139 3	406 8	1422 28	1883 37	1281 25
	Total Writing	5123	30	17.7	650.1	85 2	326 6	896 17	2480 48	1336 26
	Comprehension (Listening & Reading)	5129	40	24.6	641.5	62 1	280 5	1520 30	2305 45	962 19
Communication Skills	Social (Listening & Speaking)	5124	54	43.1	645.2	156 3	239 5	1122 22	2514 49	1093 21
	Academic (Reading & Total Writing)	5122	50	28.6	645.8	59 1	262 5	1223 24	2492 49	1086 21
	Productive (Direct Writing & Speaking)	5117	44	34.1	654.0	195 4	201 4	965 19	1706 33	2050 40




Percentages may not add to 100% due to rounding.
The — symbol indicates fewer than 10 valid scores. NA indicates no valid scores.

NEW MEXICO ENGLISH LANGUAGE PROFICIENCY ASSESSMENT 2008-2009

Annual Summary Report for the State

GRADE: 04
LEVEL: ELEMENTARY

Mean Total Composite Scaled Score
661.5

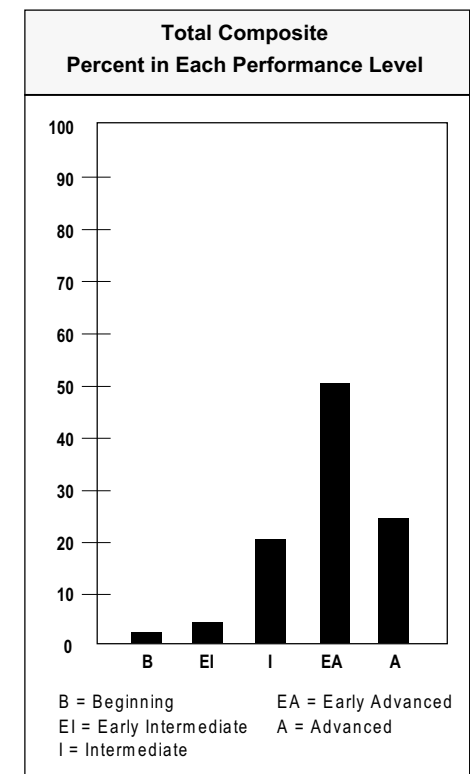


B = Beginning, EI = Early Intermediate, I = Intermediate, EA = Early Advanced, A = Advanced

**Ready to participate in a regular English program

Total Composite	Total Number of Students	Total Number Tested	Total Number of Valid Scores	Number Ineligible	Beginning No. of Students % of Students	Early Intermediate No. of Students % of Students	Intermediate No. of Students % of Students	Early Advanced No. of Students % of Students	Advanced No. of Students % of Students
	4822	4808	4790	14	95 2	178 4	954 20	2415 50	1148 24

	Number Tested	Maximum Possible	Mean Score Pts. Earned	Mean Scaled Score	Beginning No. of Students % of Students	Early Intermediate No. of Students % of Students	Intermediate No. of Students % of Students	Early Advanced No. of Students % of Students	Advanced No. of Students % of Students	
English Language Domains	Listening	4805	20	15.2	661.8	71 1	299 6	1200 25	1838 38	1397 29
	Speaking	4803	34	30.3	670.1	187 4	275 6	1072 22	933 19	2336 49
	Reading	4802	20	12.6	663.7	96 2	444 9	900 19	1612 34	1750 36
	Total Writing	4794	30	20.1	670.2	84 2	200 4	689 14	2013 42	1808 38
	Comprehension (Listening & Reading)	4802	40	27.8	660.9	64 1	237 5	1004 21	2216 46	1281 27
Communication Skills	Social (Listening & Speaking)	4800	54	45.5	660.8	155 3	183 4	1086 23	2129 44	1247 26
	Academic (Reading & Total Writing)	4794	50	32.7	665.7	68 1	251 5	832 17	2095 44	1548 32
	Productive (Direct Writing & Speaking)	4790	44	35.7	669.5	169 4	168 4	878 18	1593 33	1982 41




Percentages may not add to 100% due to rounding.
The — symbol indicates fewer than 10 valid scores. NA indicates no valid scores.

NEW MEXICO ENGLISH LANGUAGE PROFICIENCY ASSESSMENT 2008-2009

Annual Summary Report for the State

GRADE: 05
LEVEL: ELEMENTARY

Mean Total Composite Scaled Score
674.4

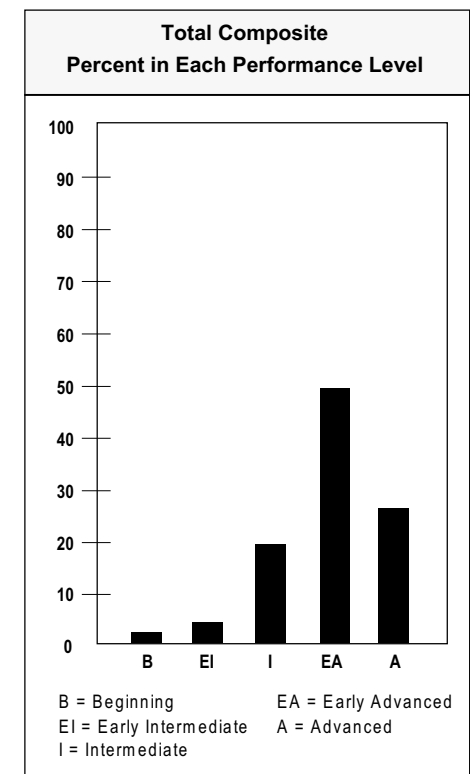


B = Beginning, EI = Early Intermediate, I = Intermediate, EA = Early Advanced, A = Advanced

**Ready to participate in a regular English program

Total Composite	Total Number of Students	Total Number Tested	Total Number of Valid Scores	Number Ineligible	Beginning No. of Students % of Students	Early Intermediate No. of Students % of Students	Intermediate No. of Students % of Students	Early Advanced No. of Students % of Students	Advanced No. of Students % of Students
	4014	4008	3990	6	97 2	168 4	741 19	1954 49	1030 26

	Number Tested	Maximum Possible	Mean Score Pts. Earned	Mean Scaled Score	Beginning No. of Students % of Students	Early Intermediate No. of Students % of Students	Intermediate No. of Students % of Students	Early Advanced No. of Students % of Students	Advanced No. of Students % of Students	
English Language Domains	Listening	4006	20	15.9	672.2	112 3	184 5	1065 27	1737 43	908 23
	Speaking	4002	34	30.6	675.3	209 5	275 7	922 23	1143 29	1453 36
	Reading	4005	20	13.9	681.8	78 2	174 4	744 19	1420 35	1589 40
	Total Writing	3994	30	21.7	686.4	75 2	182 5	539 13	1485 37	1713 43
	Comprehension (Listening & Reading)	4005	40	29.9	674.9	56 1	198 5	893 22	1836 46	1022 26
Communication Skills	Social (Listening & Speaking)	4000	54	46.5	669.4	168 4	218 5	895 22	1774 44	945 24
	Academic (Reading & Total Writing)	3994	50	35.6	681.8	62 2	185 5	613 15	1659 42	1475 37
	Productive (Direct Writing & Speaking)	3990	44	36.7	682.8	168 4	190 5	558 14	1545 39	1529 38




Percentages may not add to 100% due to rounding.
The — symbol indicates fewer than 10 valid scores. NA indicates no valid scores.

NEW MEXICO ENGLISH LANGUAGE PROFICIENCY ASSESSMENT 2008-2009

Annual Summary Report for the State

GRADE: 06
LEVEL: MIDDLE

Mean Total Composite Scaled Score
667.3

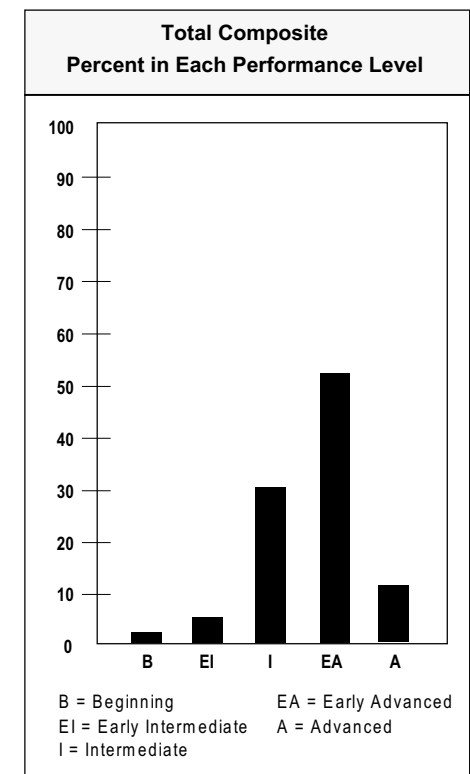


B = Beginning, EI = Early Intermediate, I = Intermediate, EA = Early Advanced, A = Advanced

**Ready to participate in a regular English program

Total Composite	Total Number of Students	Total Number Tested	Total Number of Valid Scores	Number Ineligible	Beginning No. of Students % of Students	Early Intermediate No. of Students % of Students	Intermediate No. of Students % of Students	Early Advanced No. of Students % of Students	Advanced No. of Students % of Students
	3435	3426	3393	9	72 2	178 5	1005 30	1762 52	376 11

	Number Tested	Maximum Possible	Mean Score Pts. Earned	Mean Scaled Score	Beginning No. of Students % of Students	Early Intermediate No. of Students % of Students	Intermediate No. of Students % of Students	Early Advanced No. of Students % of Students	Advanced No. of Students % of Students	
English Language Domains	Listening	3415	20	15.2	673.2	110 3	150 4	833 24	1494 44	828 24
	Speaking	3413	34	30.4	696.5	134 4	200 6	670 20	612 18	1797 53
	Reading	3416	24	14.9	667.5	67 2	278 8	1180 35	1402 41	489 14
	Total Writing	3411	34	22.4	665.0	107 3	272 8	1072 31	1463 43	497 15
	Comprehension (Listening & Reading)	3410	44	30.1	667.8	48 1	210 6	1189 35	1568 46	395 12
Communication Skills	Social (Listening & Speaking)	3402	54	45.6	677.9	125 4	177 5	624 18	1655 49	821 24
	Academic (Reading & Total Writing)	3408	58	37.3	664.4	68 2	294 9	1041 31	1659 49	346 10
	Productive (Direct Writing & Speaking)	3400	44	36.5	674.3	127 4	198 6	692 20	1639 48	744 22




Percentages may not add to 100% due to rounding.
The — symbol indicates fewer than 10 valid scores. NA indicates no valid scores.

NEW MEXICO ENGLISH LANGUAGE PROFICIENCY ASSESSMENT 2008-2009

Annual Summary Report for the State

GRADE: 07
LEVEL: MIDDLE

Mean Total Composite Scaled Score
676.9

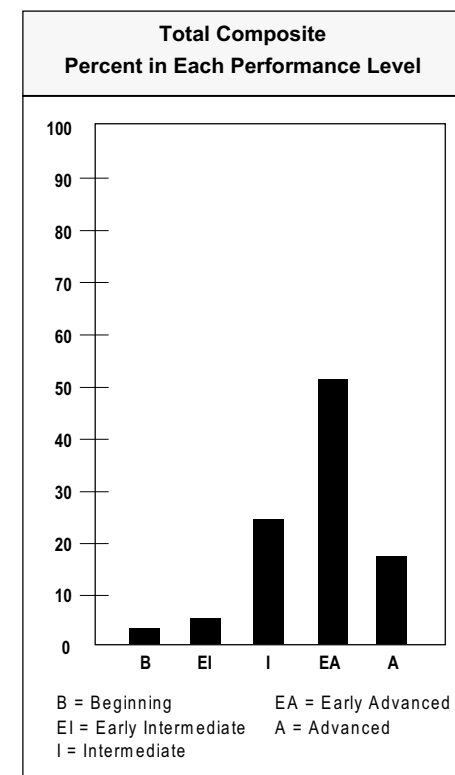


B = Beginning, EI = Early Intermediate, I = Intermediate, EA = Early Advanced, A = Advanced

**Ready to participate in a regular English program

Total Composite	Total Number of Students	Total Number Tested	Total Number of Valid Scores	Number Ineligible	Beginning No. of Students % of Students	Early Intermediate No. of Students % of Students	Intermediate No. of Students % of Students	Early Advanced No. of Students % of Students	Advanced No. of Students % of Students
	3710	3681	3625	29	108 3	166 5	886 24	1855 51	610 17

	Number Tested	Maximum Possible	Mean Score Pts. Earned	Mean Scaled Score	Beginning No. of Students % of Students	Early Intermediate No. of Students % of Students	Intermediate No. of Students % of Students	Early Advanced No. of Students % of Students	Advanced No. of Students % of Students	
English Language Domains	Listening	3666	20	16.0	685.5	109 3	169 5	987 27	1108 30	1293 35
	Speaking	3666	34	30.8	702.2	186 5	228 6	504 14	647 18	2101 57
	Reading	3663	24	16.2	679.4	68 2	327 9	1077 29	1271 35	920 25
	Total Writing	3642	34	23.7	674.8	148 4	275 8	963 26	1704 47	552 15
	Comprehension (Listening & Reading)	3658	44	32.2	678.9	74 2	216 6	951 26	1616 44	801 22
Communication Skills	Social (Listening & Speaking)	3653	54	46.7	687.2	161 4	132 4	578 16	1569 43	1213 33
	Academic (Reading & Total Writing)	3638	58	39.9	674.8	89 2	258 7	970 27	1632 45	689 19
	Productive (Direct Writing & Speaking)	3632	44	37.2	681.0	159 4	203 6	739 20	1491 41	1040 29




Percentages may not add to 100% due to rounding.
The — symbol indicates fewer than 10 valid scores. NA indicates no valid scores.

NEW MEXICO ENGLISH LANGUAGE PROFICIENCY ASSESSMENT 2008-2009

Annual Summary Report for the State

GRADE: 08
LEVEL: MIDDLE

Mean Total Composite Scaled Score
683.5

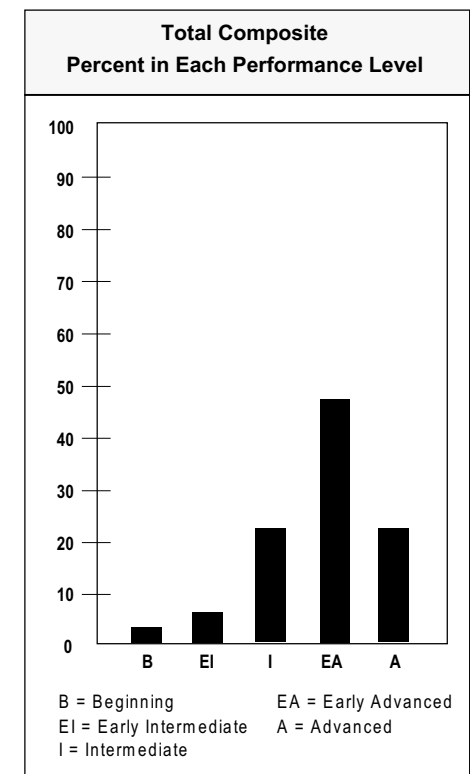


B = Beginning, EI = Early Intermediate, I = Intermediate, EA = Early Advanced, A = Advanced

**Ready to participate in a regular English program

Total Composite	Total Number of Students	Total Number Tested	Total Number of Valid Scores	Number Ineligible	Beginning No. of Students % of Students	Early Intermediate No. of Students % of Students	Intermediate No. of Students % of Students	Early Advanced No. of Students % of Students	Advanced No. of Students % of Students
	3460	3435	3402	25	112 3	188 6	744 22	1604 47	754 22

	Number Tested	Maximum Possible	Mean Score Pts. Earned	Mean Scaled Score	Beginning No. of Students % of Students	Early Intermediate No. of Students % of Students	Intermediate No. of Students % of Students	Early Advanced No. of Students % of Students	Advanced No. of Students % of Students	
English Language Domains	Listening	3429	20	16.3	691.5	117 3	232 7	605 18	1648 48	827 24
	Speaking	3427	34	31.0	706.3	180 5	248 7	601 18	341 10	2057 60
	Reading	3414	24	17.1	689.1	97 3	315 9	917 27	892 26	1193 35
	Total Writing	3420	34	24.6	681.9	137 4	279 8	859 25	1376 40	769 22
	Comprehension (Listening & Reading)	3412	44	33.4	686.8	89 3	227 7	886 26	1419 42	791 23
Communication Skills	Social (Listening & Speaking)	3421	54	47.3	693.1	136 4	195 6	717 21	1425 42	948 28
	Academic (Reading & Total Writing)	3406	58	41.7	682.5	96 3	268 8	827 24	1428 42	787 23
	Productive (Direct Writing & Speaking)	3417	44	37.6	686.4	142 4	228 7	814 24	1049 31	1184 35




Percentages may not add to 100% due to rounding.
The — symbol indicates fewer than 10 valid scores. NA indicates no valid scores.

NEW MEXICO ENGLISH LANGUAGE PROFICIENCY ASSESSMENT 2008-2009

Annual Summary Report for the State

GRADE: 09
LEVEL: HIGH

Mean Total Composite Scaled Score
692.2

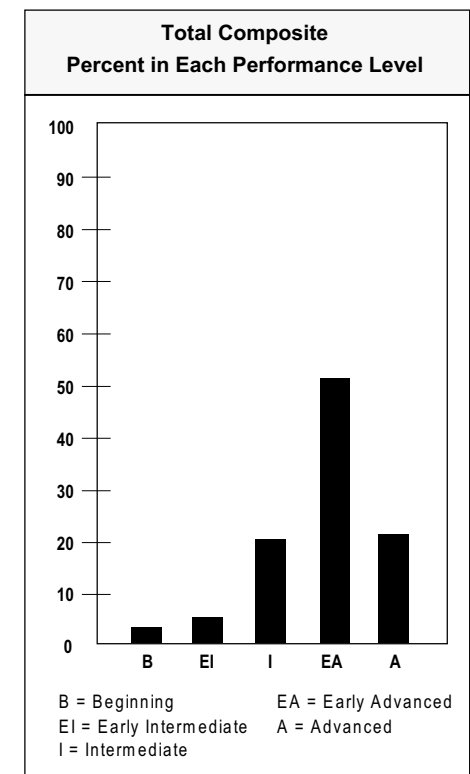


B = Beginning, EI = Early Intermediate, I = Intermediate, EA = Early Advanced, A = Advanced

**Ready to participate in a regular English program

Total Composite	Total Number of Students	Total Number Tested	Total Number of Valid Scores	Number Ineligible	Beginning No. of Students % of Students	Early Intermediate No. of Students % of Students	Intermediate No. of Students % of Students	Early Advanced No. of Students % of Students	Advanced No. of Students % of Students
	3827	3774	3699	53	118 3	194 5	725 20	1890 51	772 21

	Number Tested	Maximum Possible	Mean Score Pts. Earned	Mean Scaled Score	Beginning No. of Students % of Students	Early Intermediate No. of Students % of Students	Intermediate No. of Students % of Students	Early Advanced No. of Students % of Students	Advanced No. of Students % of Students	
English Language Domains	Listening	3735	19	13.5	696.2	85 2	194 5	824 22	1693 45	939 25
	Speaking	3743	34	29.9	732.0	221 6	238 6	736 20	627 17	1921 51
	Reading	3737	24	16.2	693.8	100 3	308 8	970 26	1129 30	1230 33
	Total Writing	3732	34	23.2	696.6	101 3	237 6	749 20	1434 38	1211 32
	Comprehension (Listening & Reading)	3733	43	29.7	691.8	68 2	255 7	760 20	1803 48	847 23
Communication Skills	Social (Listening & Speaking)	3707	53	43.5	695.2	185 5	170 5	620 17	1829 49	903 24
	Academic (Reading & Total Writing)	3729	58	39.4	693.3	92 2	257 7	744 20	1567 42	1069 29
	Productive (Direct Writing & Speaking)	3702	44	36.7	706.9	197 5	134 4	556 15	1005 27	1810 49




Percentages may not add to 100% due to rounding.
The — symbol indicates fewer than 10 valid scores. NA indicates no valid scores.

NEW MEXICO ENGLISH LANGUAGE PROFICIENCY ASSESSMENT 2008-2009

Annual Summary Report for the State

GRADE: 10
LEVEL: HIGH

Mean Total Composite Scaled Score
697.3

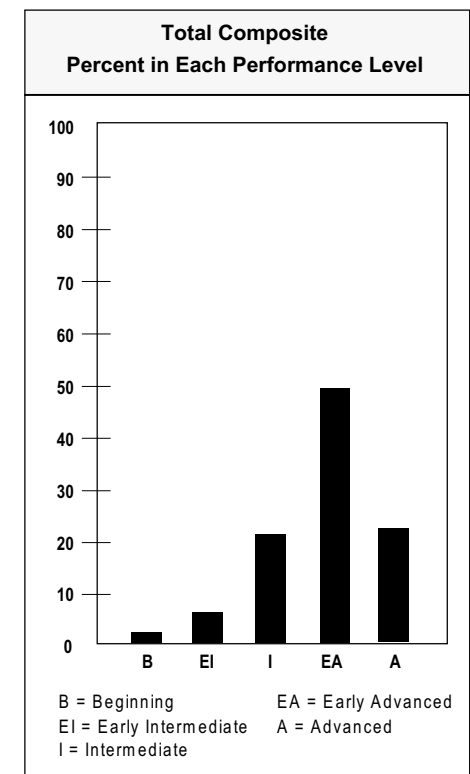


B = Beginning, EI = Early Intermediate, I = Intermediate, EA = Early Advanced, A = Advanced

**Ready to participate in a regular English program

Total Composite	Total Number of Students	Total Number Tested	Total Number of Valid Scores	Number Ineligible	Beginning No. of Students % of Students	Early Intermediate No. of Students % of Students	Intermediate No. of Students % of Students	Early Advanced No. of Students % of Students	Advanced No. of Students % of Students
	2686	2647	2577	39	63 2	145 6	531 21	1269 49	569 22

	Number Tested	Maximum Possible	Mean Score Pts. Earned	Mean Scaled Score	Beginning No. of Students % of Students	Early Intermediate No. of Students % of Students	Intermediate No. of Students % of Students	Early Advanced No. of Students % of Students	Advanced No. of Students % of Students	
English Language Domains	Listening	2610	19	13.8	700.4	85 3	79 3	477 18	1215 47	754 29
	Speaking	2615	34	29.9	728.0	151 6	186 7	507 19	518 20	1253 48
	Reading	2611	24	16.9	702.4	85 3	162 6	519 20	1051 40	794 30
	Total Writing	2604	34	24.1	703.0	71 3	159 6	402 15	1174 45	798 31
	Comprehension (Listening & Reading)	2608	43	30.7	698.5	57 2	135 5	554 21	1261 48	601 23
Communication Skills	Social (Listening & Speaking)	2583	53	43.8	697.7	121 5	145 6	516 20	1132 44	669 26
	Academic (Reading & Total Writing)	2598	58	41.0	700.4	52 2	180 7	466 18	1100 42	800 31
	Productive (Direct Writing & Speaking)	2581	44	36.8	707.9	131 5	112 4	465 18	976 38	897 35




Percentages may not add to 100% due to rounding.
The — symbol indicates fewer than 10 valid scores. NA indicates no valid scores.

NEW MEXICO ENGLISH LANGUAGE PROFICIENCY ASSESSMENT 2008-2009

Annual Summary Report for the State

GRADE: 11
LEVEL: HIGH

Mean Total Composite Scaled Score
700.3

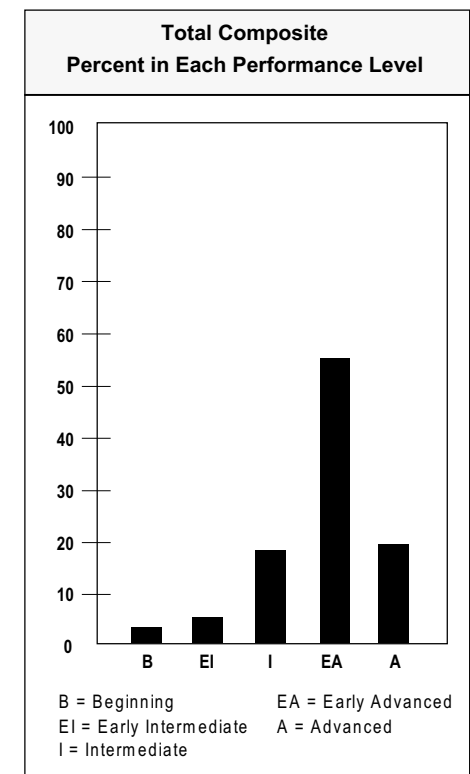


B = Beginning, EI = Early Intermediate, I = Intermediate, EA = Early Advanced, A = Advanced

**Ready to participate in a regular English program

Total Composite	Total Number of Students	Total Number Tested	Total Number of Valid Scores	Number Ineligible	Beginning No. of Students % of Students	Early Intermediate No. of Students % of Students	Intermediate No. of Students % of Students	Early Advanced No. of Students % of Students	Advanced No. of Students % of Students
	1787	1743	1695	44	47 3	90 5	305 18	926 55	327 19

	Number Tested	Maximum Possible	Mean Score Pts. Earned	Mean Scaled Score	Beginning No. of Students % of Students	Early Intermediate No. of Students % of Students	Intermediate No. of Students % of Students	Early Advanced No. of Students % of Students	Advanced No. of Students % of Students	
English Language Domains	Listening	1718	19	14.2	705.7	50 3	46 3	439 26	571 33	612 36
	Speaking	1721	34	29.9	728.0	108 6	118 7	319 19	352 20	824 48
	Reading	1718	24	17.4	707.1	49 3	125 7	256 15	688 40	600 35
	Total Writing	1711	34	24.7	707.4	44 3	73 4	327 19	639 37	628 37
	Comprehension (Listening & Reading)	1717	43	31.5	702.7	38 2	81 5	355 21	751 44	492 29
Communication Skills	Social (Listening & Speaking)	1697	53	44.2	700.1	78 5	91 5	398 23	789 46	341 20
	Academic (Reading & Total Writing)	1711	58	42.1	704.3	43 3	86 5	306 18	761 44	515 30
	Productive (Direct Writing & Speaking)	1695	44	37.1	710.5	86 5	79 5	268 16	606 36	656 39




Percentages may not add to 100% due to rounding.
The — symbol indicates fewer than 10 valid scores. NA indicates no valid scores.

NEW MEXICO ENGLISH LANGUAGE PROFICIENCY ASSESSMENT 2008-2009

Annual Summary Report for the State

GRADE: 12
LEVEL: HIGH

Mean Total Composite Scaled Score
699.9

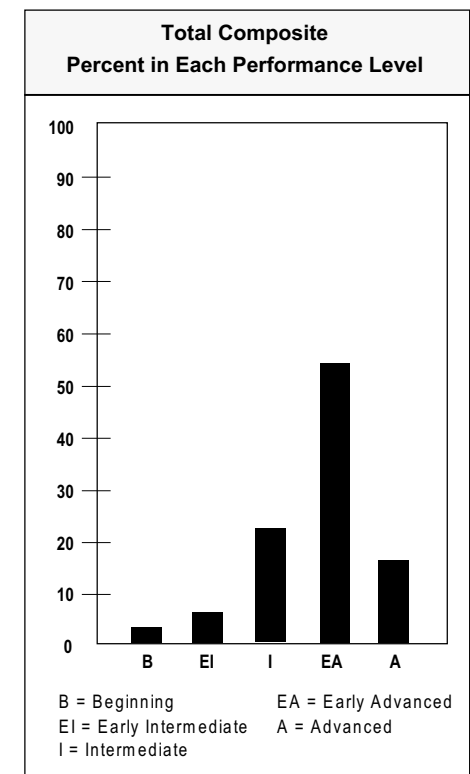


B = Beginning, EI = Early Intermediate, I = Intermediate, EA = Early Advanced, A = Advanced

**Ready to participate in a regular English program

Total Composite	Total Number of Students	Total Number Tested	Total Number of Valid Scores	Number Ineligible	Beginning No. of Students % of Students	Early Intermediate No. of Students % of Students	Intermediate No. of Students % of Students	Early Advanced No. of Students % of Students	Advanced No. of Students % of Students
	1348	1304	1261	44	38 3	72 6	275 22	680 54	196 16

		Number Tested	Maximum Possible	Mean Score Pts. Earned	Mean Scaled Score	Beginning	Early Intermediate	Intermediate	Early Advanced	Advanced
						No. of Students % of Students	No. of Students % of Students	No. of Students % of Students	No. of Students % of Students	No. of Students % of Students
English Language Domains	Listening	1280	19	14.4	709.6	34 3	59 5	284 22	616 48	287 22
	Speaking	1281	34	29.9	726.5	78 6	126 10	339 26	314 25	424 33
	Reading	1286	24	17.3	706.0	42 3	98 8	278 22	573 45	295 23
	Total Writing	1277	34	24.4	705.3	42 3	74 6	225 18	616 48	320 25
	Comprehension (Listening & Reading)	1278	43	31.7	704.2	30 2	89 7	273 21	617 48	269 21
Communication Skills	Social (Listening & Speaking)	1263	53	44.3	701.9	56 4	76 6	285 23	581 46	265 21
	Academic (Reading & Total Writing)	1277	58	41.8	703.0	34 3	84 7	254 20	623 49	282 22
	Productive (Direct Writing & Speaking)	1261	44	37.0	708.8	62 5	77 6	275 22	390 31	457 36



Percentages may not add to 100% due to rounding.
The — symbol indicates fewer than 10 valid scores. NA indicates no valid scores.

