

# NM Public Education Department

OnDemand Reports!

Information on how to use  
ODRs

# Assessment Bureau

**Gabe Martinez**

**Deputy Director of Assessment**

Gabriel.Martinez3@state.nm.us

505-827-6509

**Melissa Hernandez**

**Assessment Coordinator**

Melissa.Hernandez@state.nm.us

505-827-6528

# PARCC Reports

1. Individual Student Report (ISR)
2. Student Roster
3. District Summary of Schools
4. Content Standards Roster
5. Evidence Statement Analysis
6. Performance Level Summary
7. OnDemand Reports (ODRs)

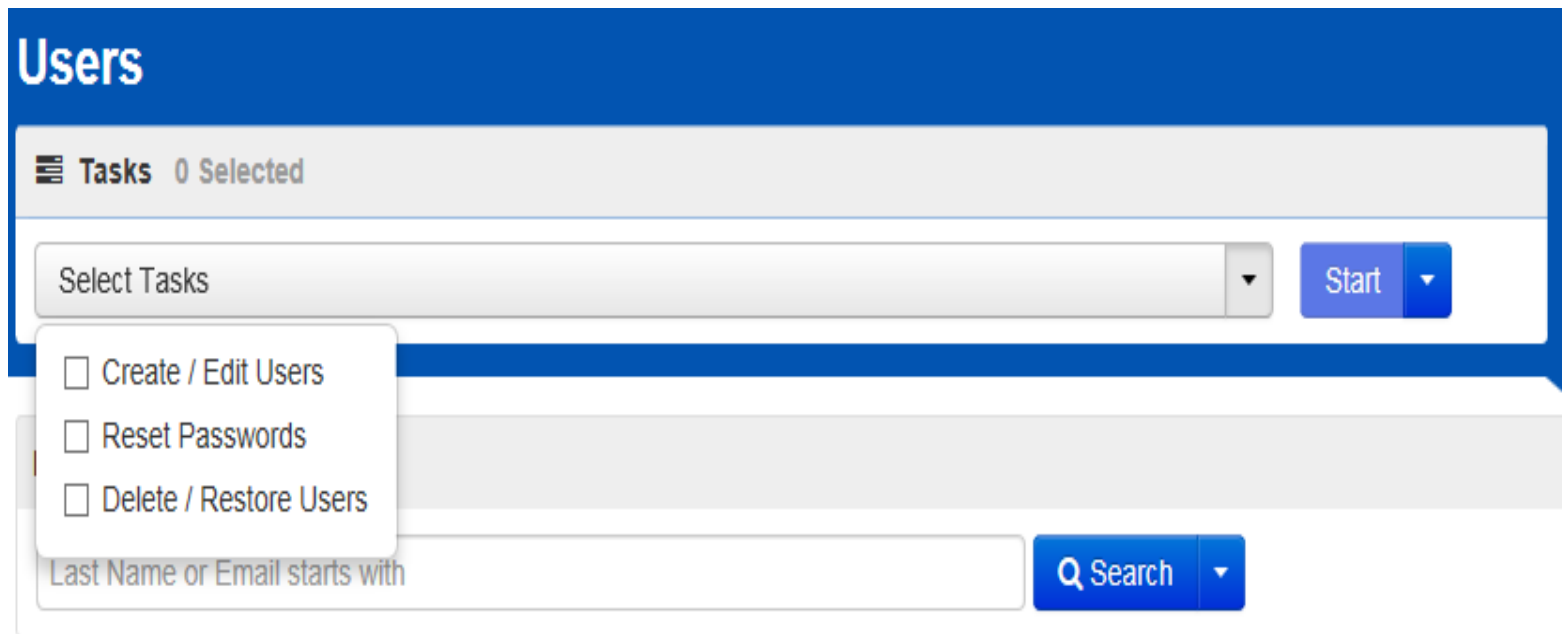
# Assigning OnDemand Admin Permissions

- Log in to PearsonAccess<sup>next</sup>.
- Under **Setup**, select **Users**.
- Search for your staff member (create new user, if necessary).

The screenshot shows the PearsonAccess<sup>next</sup> web application interface. At the top, there is a navigation bar with links for Home, Setup, Testing, Reports, and Support. The main content area is titled "Users" and includes a "Tasks" section with a "Start" button and a "Users" section with a "Manage" button. Below these is a "Find Users" section with a search input field and a "Search" button. On the left, there are filter options for "Restrict to selected organization", "First Name", "Username", "Account Status", "Roles", and "Organizations". The main area displays "No Results" and a table with columns for Username, First Name, Last Name, Email, Disable Date, Disable Reason, Delete Date, Active End Date, and Active Begin Date. A message at the bottom of the table reads "Search or select a filter to view results."

# Assigning OnDemand Admin Permissions

- If the user already exists in PAN, select your user.
- Under **Select Tasks**, chose **Create/Edit Users** .



The screenshot shows a web interface titled "Users". At the top left, there is a "Tasks" section with a hamburger menu icon and the text "0 Selected". Below this is a "Select Tasks" dropdown menu. A dropdown menu is open, showing three options: "Create / Edit Users", "Reset Passwords", and "Delete / Restore Users". To the right of the "Select Tasks" dropdown is a blue "Start" button with a downward arrow. Below the "Select Tasks" dropdown is a search bar with the placeholder text "Last Name or Email starts with" and a blue "Search" button with a magnifying glass icon and a downward arrow.

# Assigning OnDemand Admin Permissions

- Create a new user, if necessary.
- Assign the “ONDEMAND ADMIN REPORT ACCESS.”
- Click Create/Save.

**Selected Organizations\***

x NEW MEXICO (NM)

**Selected Roles\***

x SCHOOL/INSTITUTION TEST COORDINATOR

APPROVE ADDITIONAL ORDER ROLE

DELETE STUDENT ROLE

ENROLLMENT ROLE

IRREGULARITY RESOLUTION ROLE

LEA/DISTRICT TEST COORDINATOR

**ONDEMAND ADMIN REPORT ACCESS**

ONDEMAND TEACHER REPORT ACCESS

ORGANIZATION ROLE

**Delete Date**

**Email\***

user@school.com

**Username\***

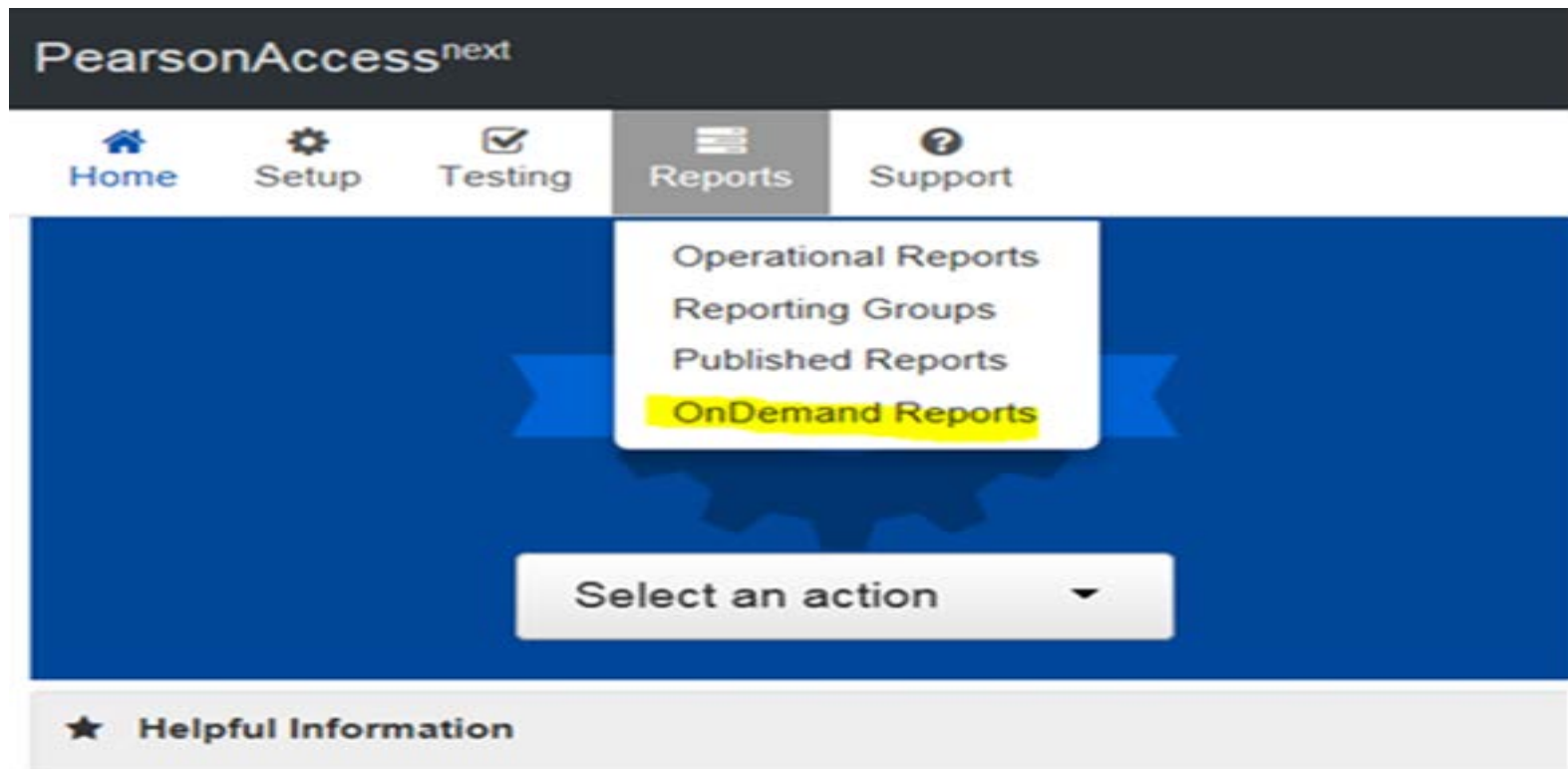
user@school.com

\* Required

Save Reset

# Accessing the OnDemand Report

- Log in to PearsonAccess<sup>next</sup>.
- Under Reports, Click OnDemand Reports.



# OnDemand Reports (ODR)

## OnDemand - Preliminary Data

### Find Students



Filters Clear Hide

#### Organization

#### Reporting Group

#### Test Name

#### Subject Name

#### Grade

#### Performance Level

Total Students Reported: 198

Displaying 25 Manage Columns

State Student Identifier	Last or Surname	First Name	Date of Birth	Scale Score	Performance Level	Test Name	Testing School	Responsible School
8120080101	ACORRECT	GR EIGHT E	03-13-2002	768	Met Expectations	Grade 08 ELA/Literacy	PV SCORE SCHOOL 1006 (NM-48-0001)	PV SCORE SCHOOL 1006 (NM-48-0001)
8120080102	ACORRECT	GR EIGHT E	03-14-2002	824	Exceeded Expectations	Grade 08 ELA/Literacy	PV SCORE SCHOOL 1006 (NM-48-0001)	PV SCORE SCHOOL 1006 (NM-48-0001)
8120080201	ACORRECT	GR EIGHT M	07-15-2002	806	Exceeded Expectations	Grade 08 Mathematics	PV SCORE SCHOOL 1006 (NM-48-0001)	PV SCORE SCHOOL 1006 (NM-48-0001)
8120080202	ACORRECT	GR EIGHT M	07-16-2002	831	Exceeded Expectations	Grade 08 Mathematics	PV SCORE SCHOOL 1006 (NM-48-0001)	PV SCORE SCHOOL 1006 (NM-48-0001)
8120080203	ACORRECT	GR EIGHT M	07-17-2002	846	Exceeded Expectations	Grade 08 Mathematics	PV SCORE SCHOOL 1006 (NM-48-0001)	PV SCORE SCHOOL 1006 (NM-48-0001)
8120080204	ACORRECT	GR EIGHT M	07-18-2002	814	Exceeded Expectations	Grade 08 Mathematics	PV SCORE SCHOOL 1006 (NM-48-0001)	PV SCORE SCHOOL 1006 (NM-48-0001)
8120110101	ACORRECT	GR ELEVN E	04-19-2002	796	Exceeded Expectations	Grade 11 ELA/Literacy	PV SCORE SCHOOL 1006 (NM-48-0001)	PV SCORE SCHOOL 1006 (NM-48-0001)
8120110102	ACORRECT	GR ELEVN E	04-20-2002	850	Exceeded Expectations	Grade 11 ELA/Literacy	PV SCORE SCHOOL 1006 (NM-48-0001)	PV SCORE SCHOOL 1006 (NM-48-0001)
8120050101	ACORRECT	GR FIVE E	01-25-2002	766	Met Expectations	Grade 05 ELA/Literacy	PV SCORE SCHOOL 1006 (NM-48-0001)	PV SCORE SCHOOL 1006 (NM-48-0001)
8120050102	ACORRECT	GR FIVE E	01-26-2002	837	Exceeded Expectations	Grade 05 ELA/Literacy	PV SCORE SCHOOL 1006 (NM-48-0001)	PV SCORE SCHOOL 1006 (NM-48-0001)
8120050201	ACORRECT	GR FIVE M	06-01-2002	785	Met Expectations	Grade 05 Mathematics	PV SCORE SCHOOL 1006 (NM-48-0001)	PV SCORE SCHOOL 1006 (NM-48-0001)
8120050202	ACORRECT	GR FIVE M	06-02-2002	802	Exceeded Expectations	Grade 05 Mathematics	PV SCORE SCHOOL 1006 (NM-48-0001)	PV SCORE SCHOOL 1006 (NM-48-0001)
8120040101	ACORRECT	GR FOUR E	01-13-2002	795	Exceeded Expectations	Grade 04 ELA/Literacy	PV SCORE SCHOOL 1006 (NM-48-0001)	PV SCORE SCHOOL 1006 (NM-48-0001)
8120040102	ACORRECT	GR FOUR E	01-14-2002	850	Exceeded Expectations	Grade 04 ELA/Literacy	PV SCORE SCHOOL 1006 (NM-48-0001)	PV SCORE SCHOOL 1006 (NM-48-0001)
8120040201	ACORRECT	GR FOUR M	05-17-2002	793	Met Expectations	Grade 04 Mathematics	PV SCORE SCHOOL 1006 (NM-48-0001)	PV SCORE SCHOOL 1006 (NM-48-0001)
8120040202	ACORRECT	GR FOUR M	05-18-2002	787	Met Expectations	Grade 04 Mathematics	PV SCORE SCHOOL 1006 (NM-48-0001)	PV SCORE SCHOOL 1006 (NM-48-0001)
8120040203	ACORRECT	GR FOUR M	05-19-2002	807	Exceeded Expectations	Grade 04 Mathematics	PV SCORE SCHOOL 1006 (NM-48-0001)	PV SCORE SCHOOL 1006 (NM-48-0001)
8120040204	ACORRECT	GR FOUR M	05-20-2002	812	Exceeded Expectations	Grade 04 Mathematics	PV SCORE SCHOOL 1006 (NM-48-0001)	PV SCORE SCHOOL 1006 (NM-48-0001)

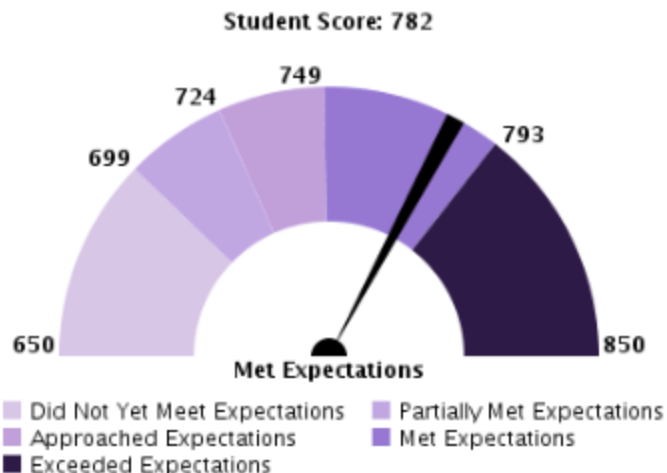


# Preliminary Student Report

## English Language Arts/Literacy Assessment Report, 2016-2017

This report shows whether MARY met grade-level expectations and is on track to be college and career ready. **This assessment is just one measure of how well your child is performing academically.**

To learn more about the test and to view sample questions and practice tests, visit [UnderstandTheScore.org](http://UnderstandTheScore.org).



### How Did Your Child Perform in Reading and Writing?

Category	Score	Score Range	Subclaim Indicator
Reading	65	10-90	
--> Literary Text			Met or Exceeded Expectations
--> Informational Text			Met or Exceeded Expectations
--> Vocabulary			Met or Exceeded Expectations
Writing	40	10-60	
--> Writing Expression			Met or Exceeded Expectations
--> Knowledge and Use of Language Conventions			Met or Exceeded Expectations

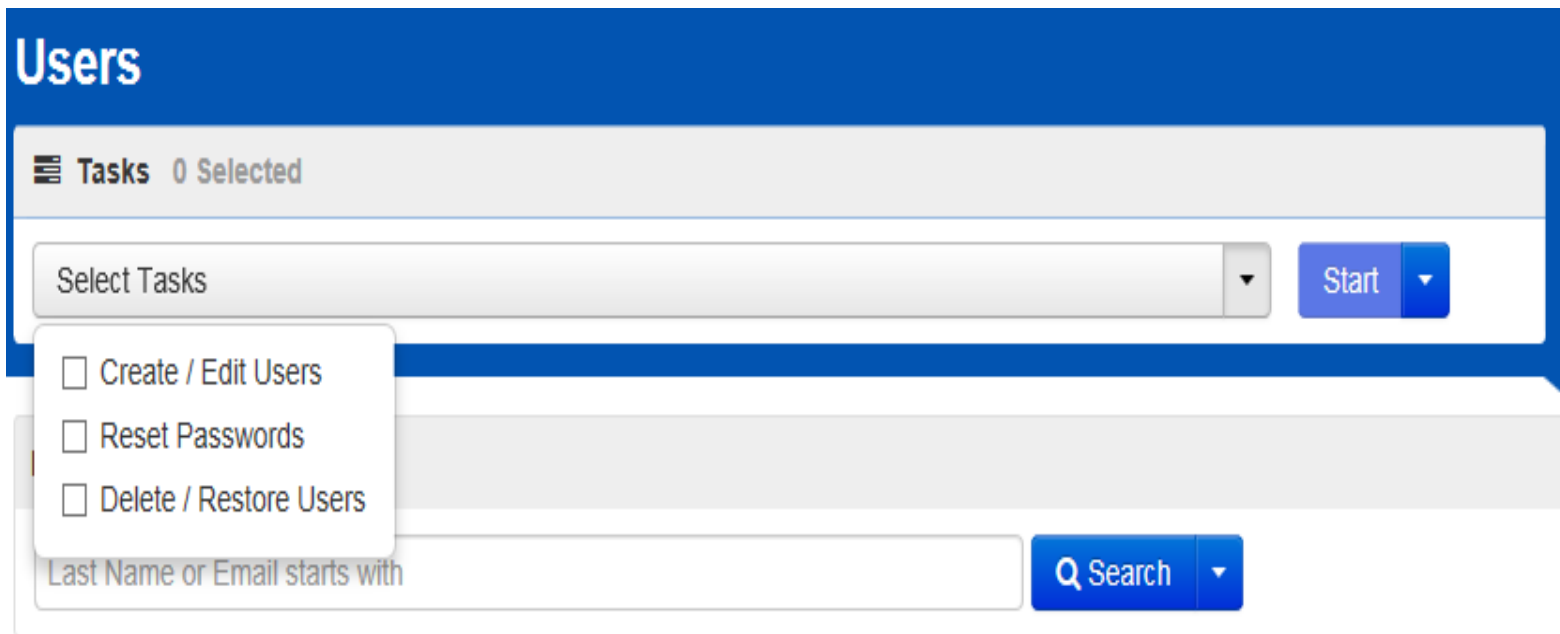
# Assigning OnDemand Teacher Permissions

- Log in to PearsonAccess<sup>next</sup>.
- Under **Setup**, select **Users**.
- Search for your staff member (create new user, if necessary).

The screenshot shows the PearsonAccess<sup>next</sup> web application interface. At the top, there is a navigation bar with links for Home, Setup, Testing, Reports, and Support. The current page is titled "Users" and features a "Tasks" section with a "Start" button and a "Users" section with a "Manage" button. Below these sections is a "Find Users" search area with a search box and a "Search" button. On the left side, there are filter options for "Restrict to selected organization", "First Name", "Username", "Account Status", "Roles", and "Organizations". The main content area displays a table with columns for Username, First Name, Last Name, Email, Disable Date, Disable Reason, Delete Date, Active End Date, and Active Begin Date. The table currently shows "No Results" and a message to "Search or select a filter to view results."

# Assigning OnDemand Teacher Permissions

- If the user already exists in PAN, select your user.
- Under **Select Tasks**, chose **Create/Edit Users** .



The screenshot shows a web interface for managing users. At the top, there is a blue header with the word "Users" in white. Below the header, there is a grey bar with a hamburger menu icon and the text "Tasks 0 Selected". Underneath, there is a "Select Tasks" dropdown menu with a downward arrow. To the right of this dropdown is a blue "Start" button with a downward arrow. A dropdown menu is open below the "Select Tasks" dropdown, showing three options: "Create / Edit Users", "Reset Passwords", and "Delete / Restore Users", each with an unchecked checkbox. Below the dropdown menu, there is a search bar with the placeholder text "Last Name or Email starts with" and a blue "Search" button with a magnifying glass icon and a downward arrow.

# Assigning OnDemand Teacher Permissions

- Create a new user, if necessary.
- Assign the “ONDEMAND TEACHER REPORT ACCESS.”
- Click **Create/Save**.

## DETAILS

New User

### Selected Organizations\*

[ School Name (NM-000) ]

### Selected Roles\*

APPROVE ADDITIONAL ORDER ROLE

DELETE STUDENT ROLE

ENROLLMENT ROLE

IRREGULARITY RESOLUTION ROLE

LEA/DISTRICT TEST COORDINATOR

ONDEMAND ADMIN REPORT ACCESS

**ONDEMAND TEACHER REPORT ACCESS**

# Assigning Reporting Groups

(Pearson Demonstration)

# Resources

- ▶ [Parcc.pearson.com](http://parcc.pearson.com)
- ▶ [prc.parcconline.org/](http://prc.parcconline.org/)
- ▶ <http://www.ped.state.nm.us/ped/educators.html>
- ▶ [http://www.ped.state.nm.us/ped/Assessment\\_index.html](http://www.ped.state.nm.us/ped/Assessment_index.html)
- ▶ Reporting Groups Instructions:  
<http://avocet.pearson.com/PARCC/Home#17435>

Questions?

