

A photograph of a globe, a stack of books, and an apple on a wooden surface. The globe is on the left, showing the Americas. The books are stacked in the center, with a red apple on top. The background is a blurred image of a person in a classroom setting.

Graduate New Mexico! It's Everybody's Business!

**Presentation to the UNM Gallup
Education Leadership Conference**

By

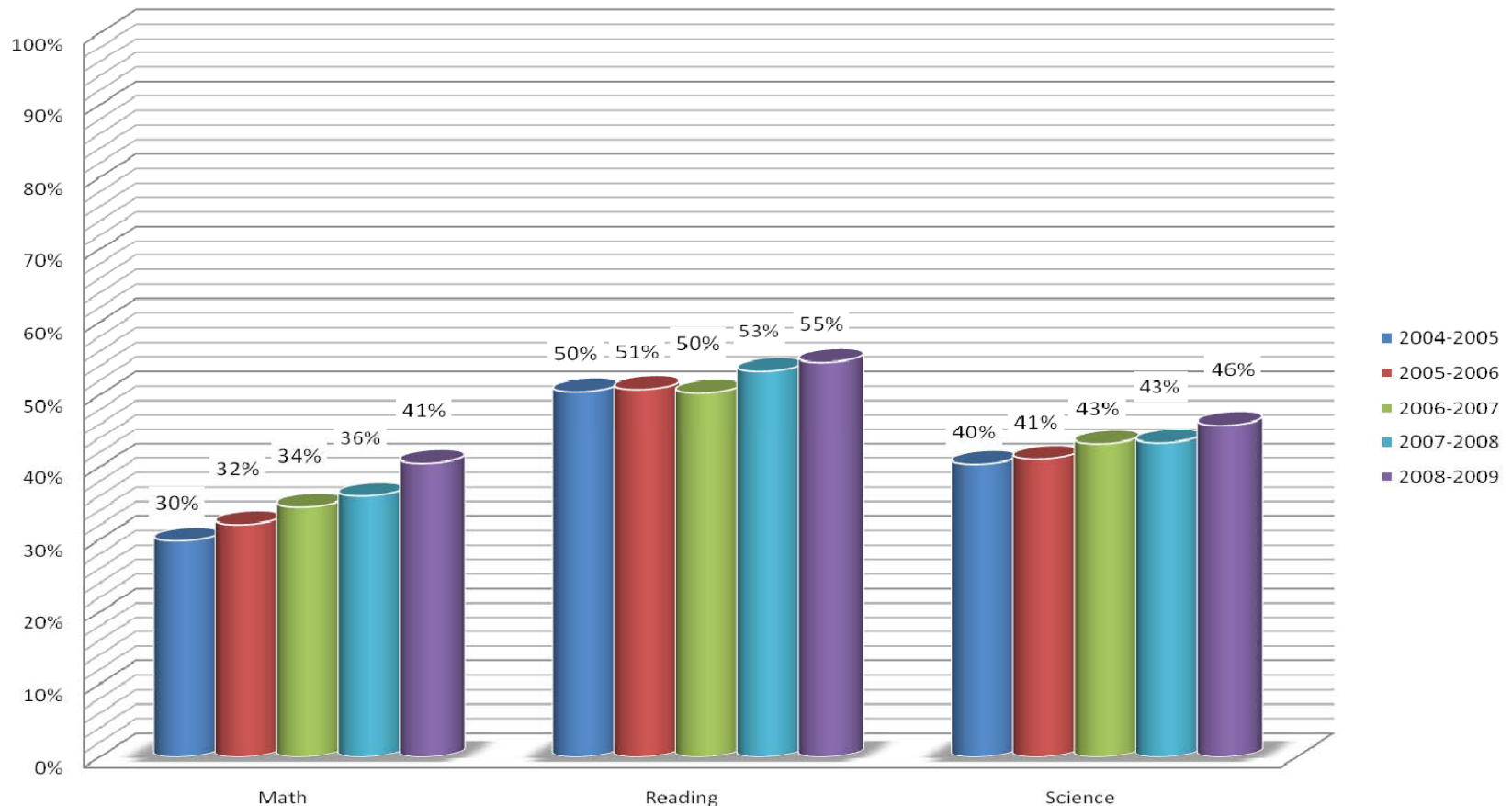
**Dr. Veronica C. García
New Mexico Education Secretary
April 8, 2010**

Slide Overview

- Background data on student performance and graduation rates
- Update on Indian Education Act
- What we are doing to address the graduation rate in NM
 - Making Schools Work
 - High School Redesign & Carve Your Path
 - Graduate NM Initiative
- Interactive next-step recommendations

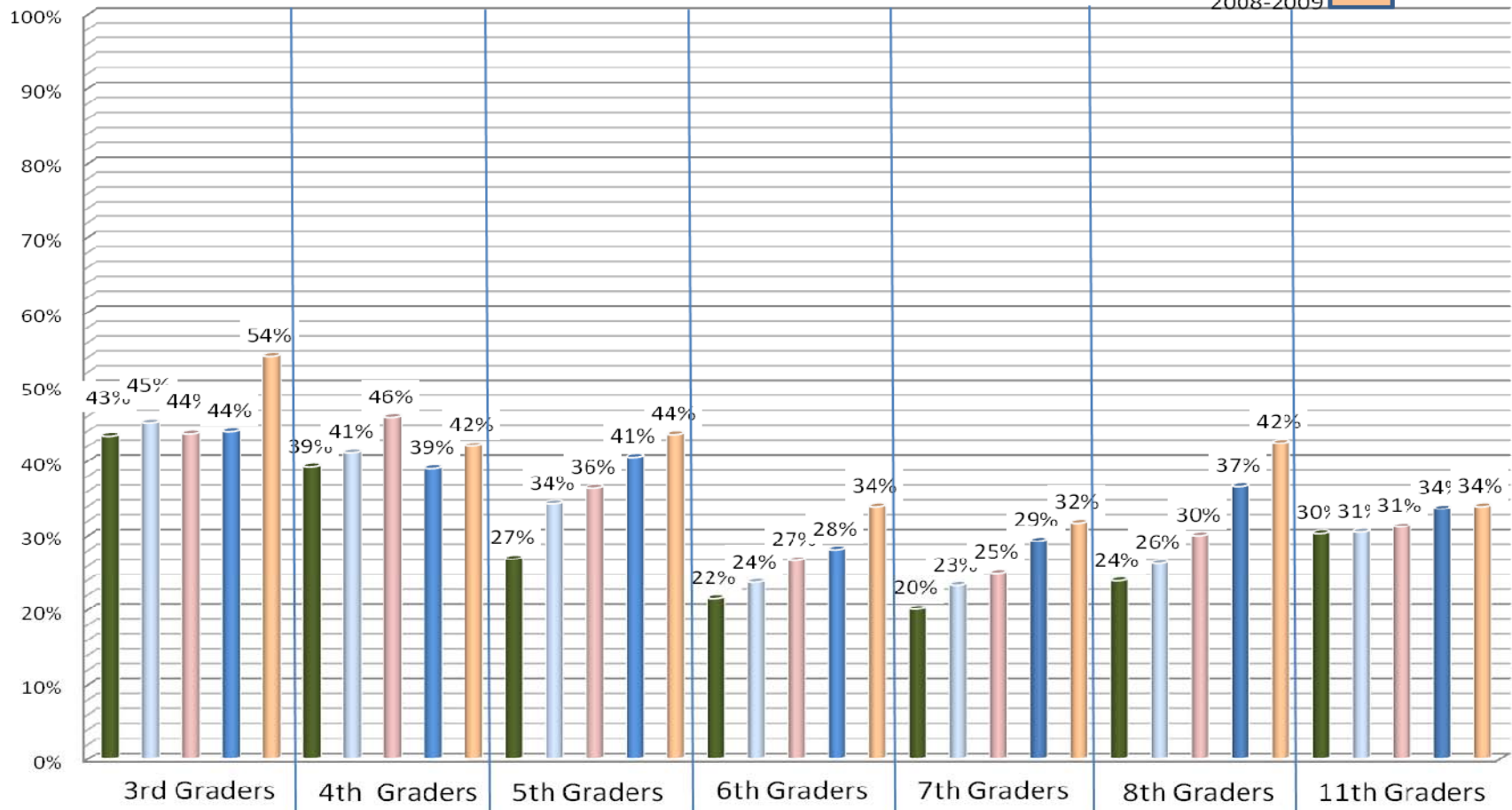

Links to this presentation and documents relating to the topics discussed are available on the PED website: www.ped.state.nm.us

All Students Proficiencies over 5 Years



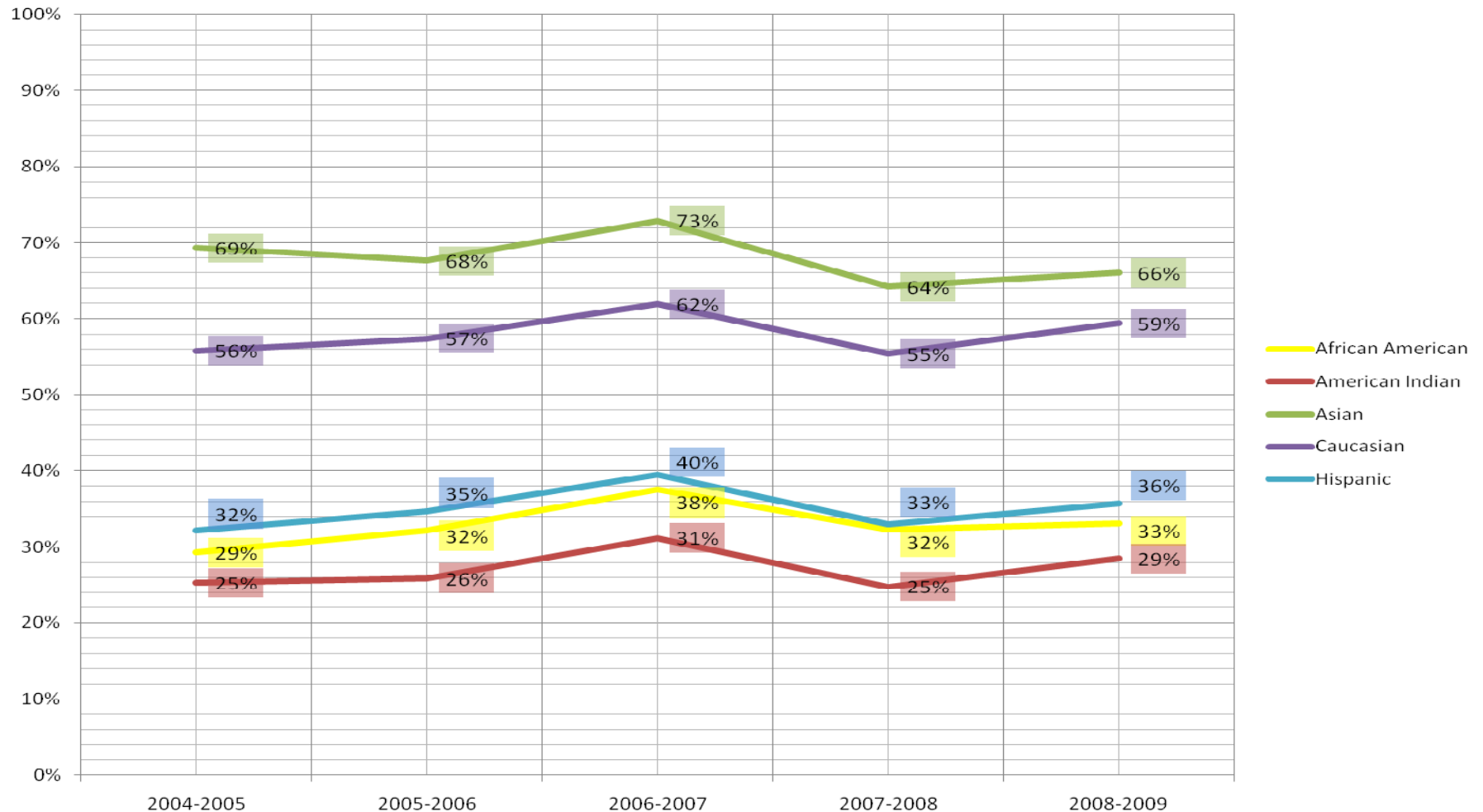
New Mexico students show an upward trend in Math, Reading, and Science achievement. Over the last five years, the percent of students proficient or above has increased 11% overall in Math, 5% overall in Reading, and 6% overall in Science. Another trend to note is that implementation of Full Day Kindergarten began in 2005-2006. Those students were in 3rd grade in 2008-2009.

All Students Math Percent of Students At or Above Proficient



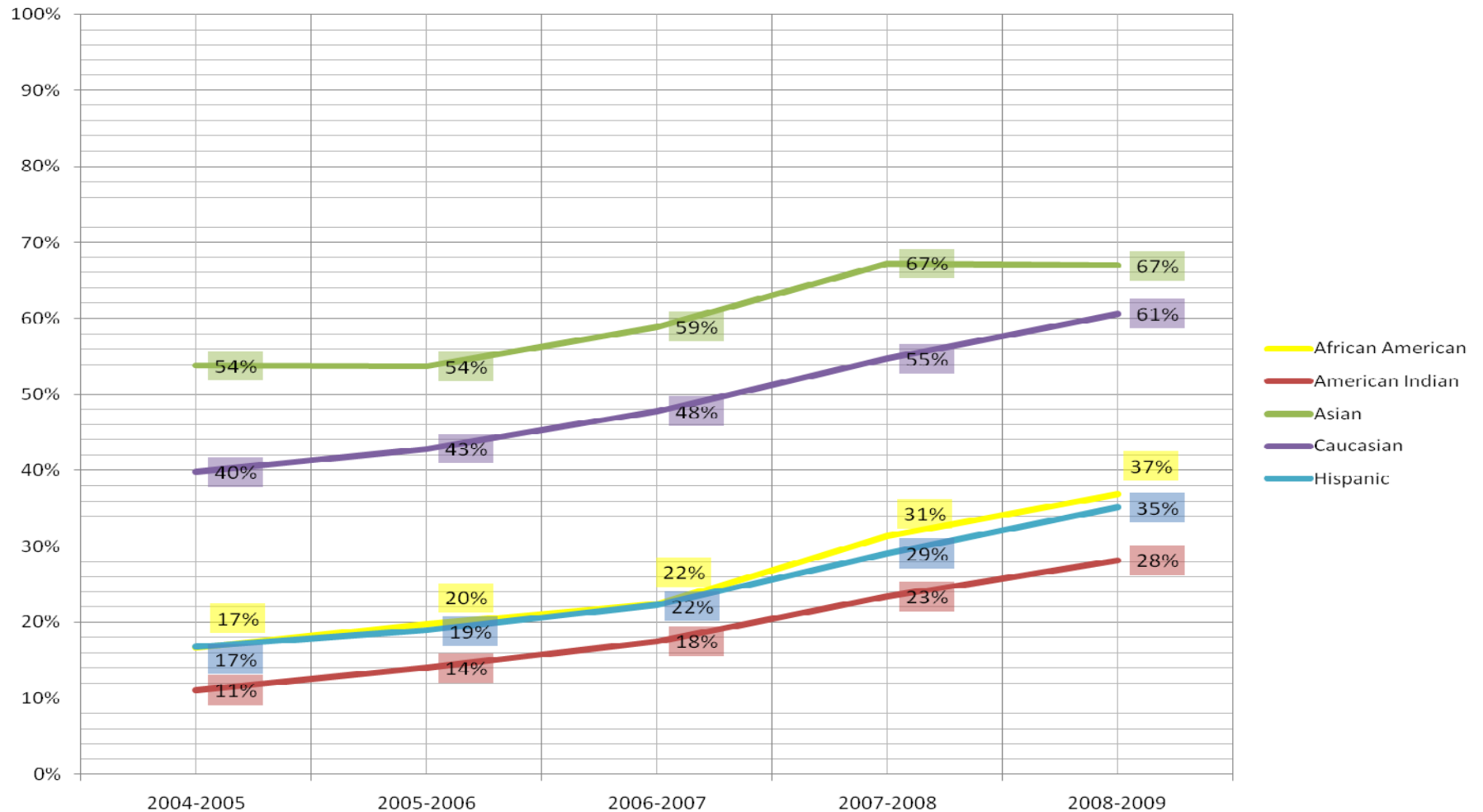
The percent of students proficient or above in Math increased in grades 3 through 8 in 2009. 3rd grade posted the largest gains with a 10% increase over 2008. Over the last five years, 8th grade has improved the most, posting a gain of 18%, nearly doubling over the last five years.

Math Grade 4 At or Above Proficient by Race

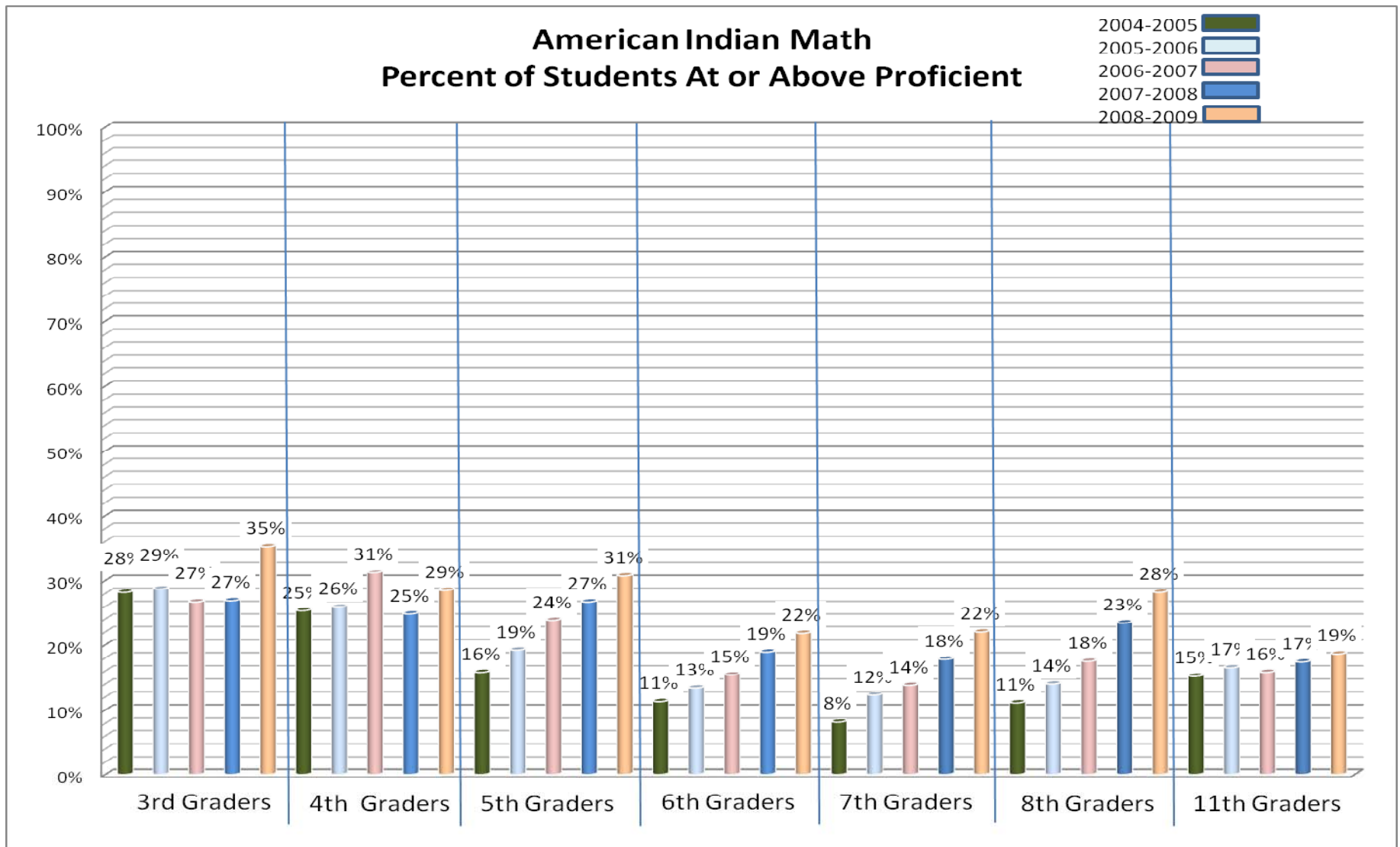


In 2005, there was a 24 point gap between white and Hispanic students, a 27 point gap between white and African American students, and a 31 point gap between white and Native American students scoring proficient or above in 4th grade math. In 2009, each gap had closed by only one percentage point.

Math Grade 8 At or Above Proficient by Race

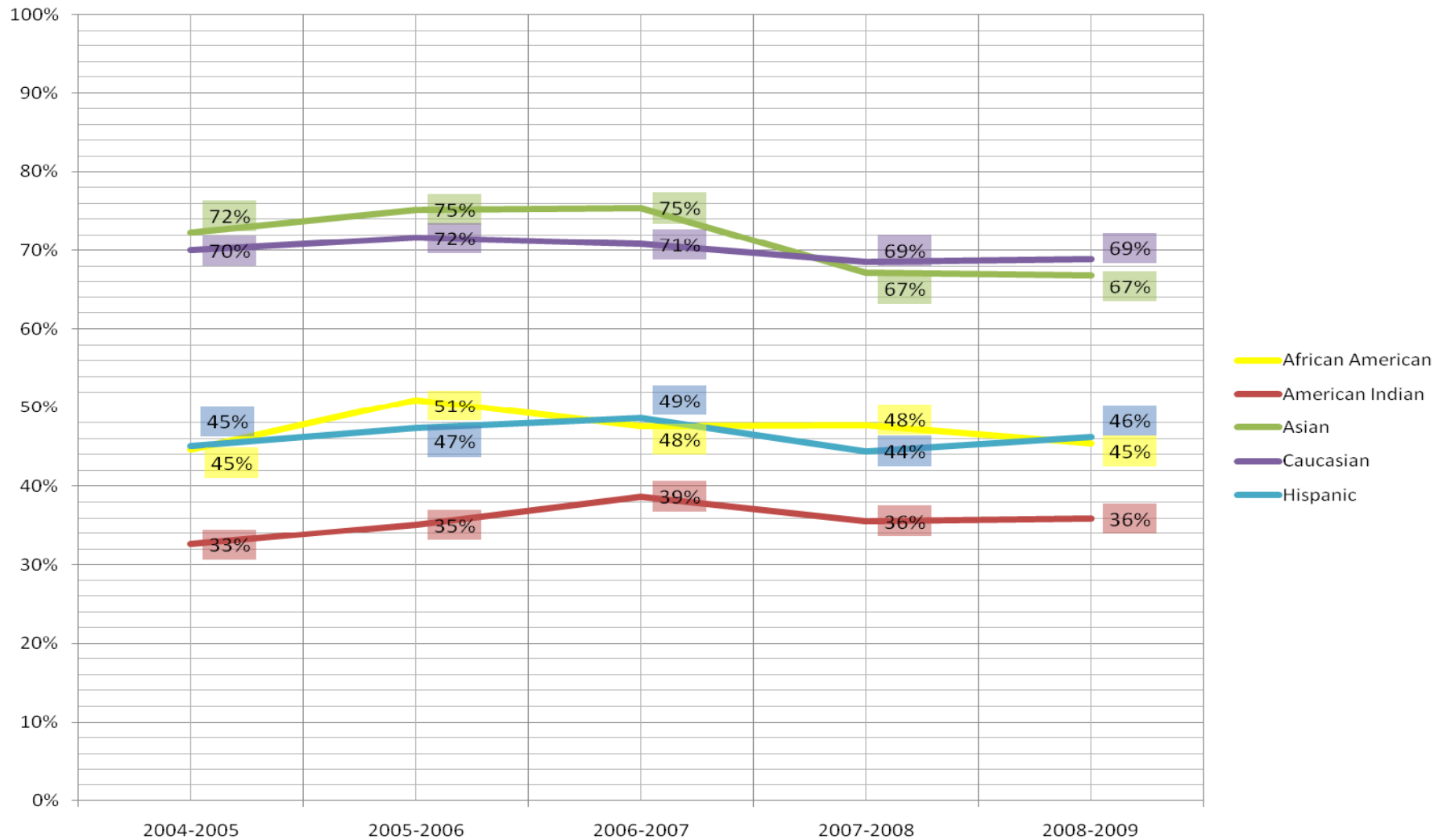


There was a 23 point gap between white and Hispanic and African American students, and a 29 point gap between white and Native American 8th grade students proficient or above in math in 2005. In 2009, the gap between white and Hispanic students increased by one point, the African American gap increased by 3 points, and the Native American gap increased by 4 points.



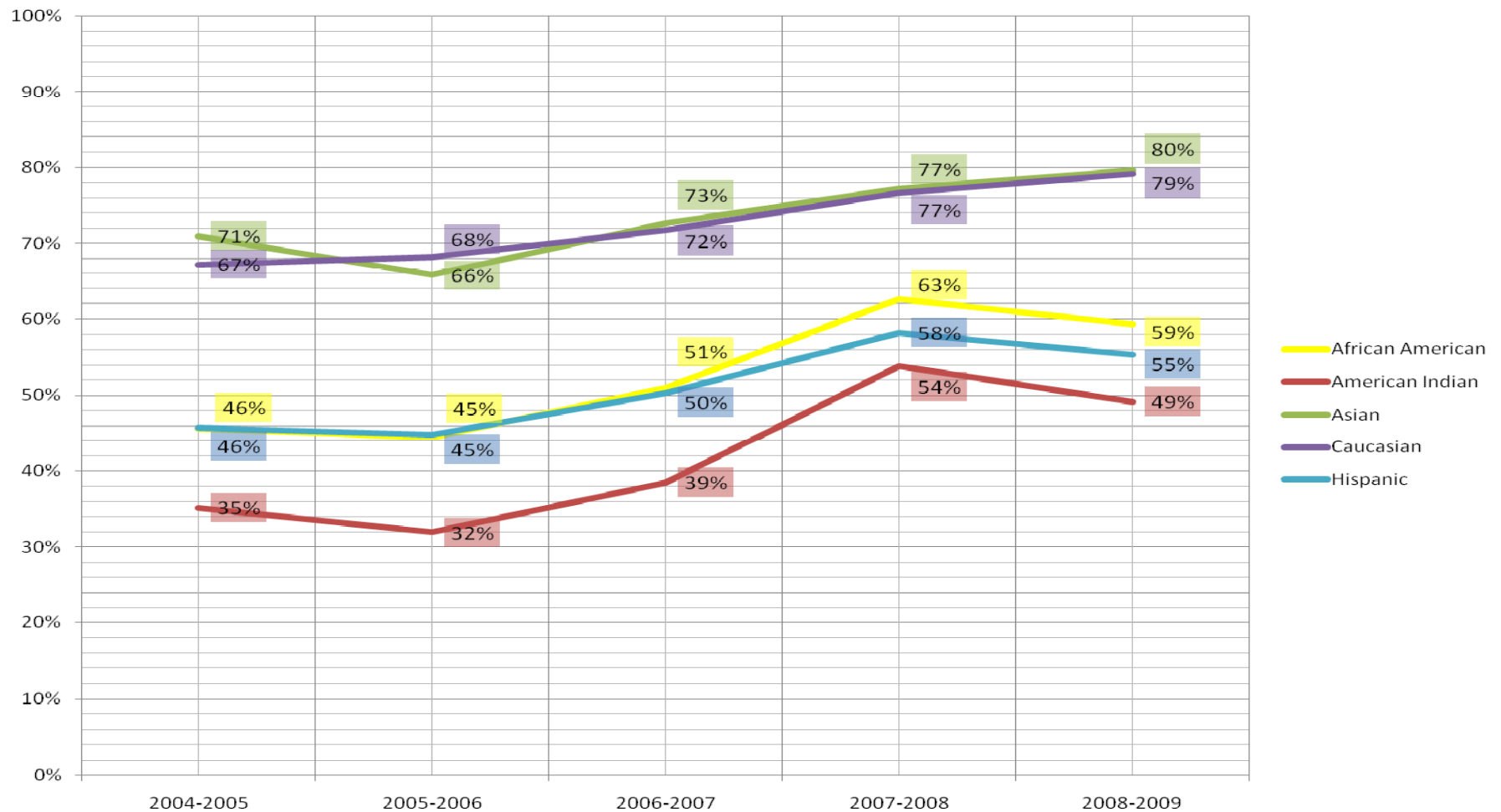
In 2009, the percent of Native American students proficient or above in Math increased in every grade. 3rd grade showed the largest growth at 8% in 2009 alone. The percent of proficient students in 5th, 6th, 7th, and 8th grade has doubled or more than doubled over the last five years.

Reading Grade 4 At or Above Proficient by Race



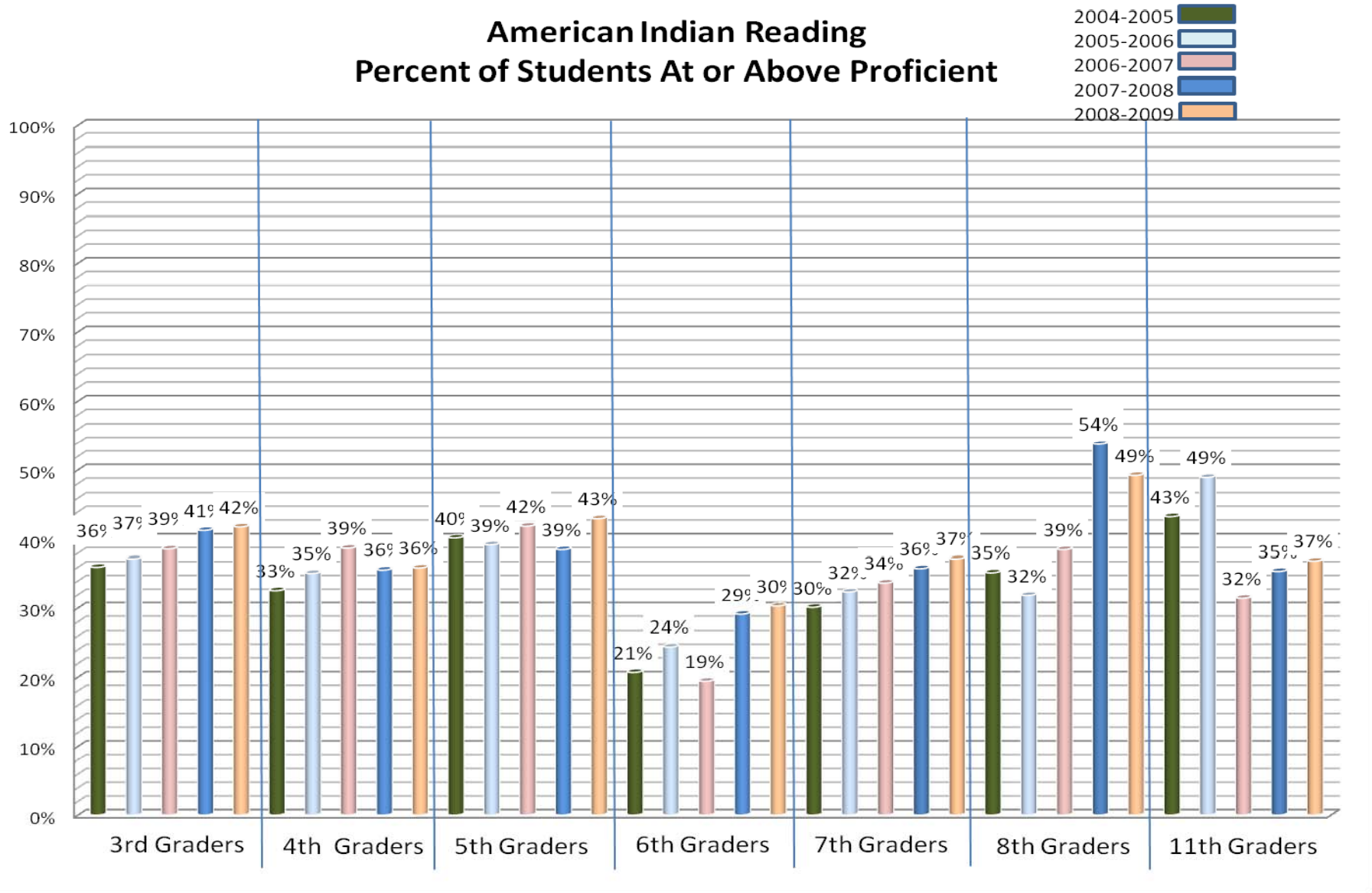
For 4th grade reading, there was a 25 point gap between white and Hispanic and African American students, and a 37 point gap between white and Native American students proficient or above in reading in 2005. In 2009, the gaps have closed by one to two points.

Reading Grade 8 At or Above Proficient by Race



For 8th grade reading, there was a 21 point gap between white and Hispanic and African American students, and a 32 point gap between white and African American students in 2005. In 2009, the gap between white and Hispanic students closed by one point. The gap between white and African American students increased by three points; and the gap between white and Native American students closed by two points.

American Indian Reading Percent of Students At or Above Proficient



In 2009, the percent Native American students scoring at or above proficient increased in 3rd, 5th, 6th, 7th, and 11th grade. 8th grade shows the biggest gains over the last five years at a 14% increase.

New Mexico

Cohort Graduation Rate 2008

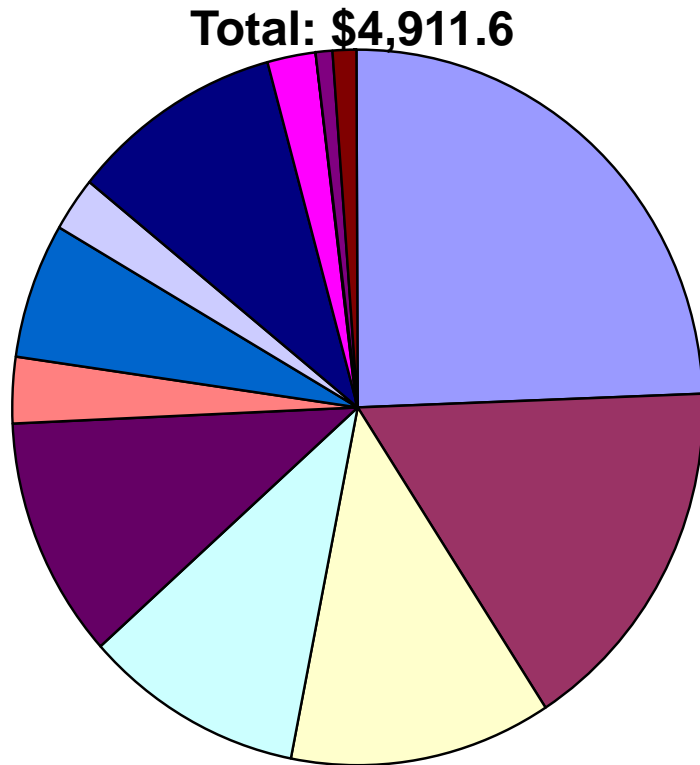
Statewide cohort graduation rate is 60.3% compared with the national average of 70%.

- Caucasian 71.3%
- African American 60.9%
- Hispanic 56.2%
- **Native American 49.8%**
- Economically disadvantaged 64.8%
- English language learners 61.1%
- Students with disabilities 53.1%

Overview of Indian Education Plan

- Status of Indian Education Act Funds
- Update on the implementation of the Indian Education Act

FY2010 Indian Education Expenditure Plan



- Rural Literacy \$1,200.0
- Tribal Grants \$800.0
- Exemplary Grants \$600.0
- Student/Parent Centers \$515.0
- NW Office/Adv Council \$524.0
- Professional Devp/Native American Teachers \$151.0
- Higher Ed Initiatives \$300.0
- UNM Native American Teacher Program \$121.2
- Teach for America \$500.0
- Cirriculum Training & Dissemination \$100.0
- Native American Cultural Guide \$0.0
- Parent/Teacher Tool Kit \$0.0
- Comprehensive Study \$50.6
- Compilation of Rules & Regulations \$50.0

Indian Education Act Areas of Impact

- Indian Policies and Procedures
- Curriculum development – academic rigor & cultural relevance, cultural maintenance & revitalization
- Quality teachers
- Native language and bilingual programs
- Increased access to educational opportunities
- Truancy and dropout prevention
- Health education
- Parent involvement
- College and Workforce Readiness
- Other programs

Indian Policies & Procedures (IPP)

- Ensures that all Native American students have equal access to all programs, services, and activities offered in local school districts
- Includes 8 basic policies and the procedures for districts to:
 - Establish a parent committee
 - Provide parent notification and promote parent involvement
 - Ensure and measure student access to programs
 - Ensure and track student participation in programs
 - Assess effectiveness of educational programs
- Currently 17 of the 23 districts serving large native populations have signed IPPs on record

Curriculum Development & Academic Rigor and Accountability

- Indian Education Advisory Council
 - Guidance from experts and community leaders for ensured accountability
- Research and Evaluation Project – Intends to create a formalized study and framework for the alignment and partnership of culture, language, and academics
 - Indigenous evaluation education model -- Current focus on evaluation through PDSA define capacity, policy, resources, and stakeholders within school districts that directly impact Indian education
 - Studying current grantees with exemplary programs to identify successful alignment between academic success and cultural competency
- Exemplary Programs -- \$600K for 14 programs across 9 districts identified as excellent and effective achievement gap strategies
 - Major components include:
 - Academic, Cultural Based Education, Language and Culture
 - Parent Involvement
 - Tribal Partnership
 - Eg. Walatowa High School in Jemez Valley district is implementing a successful reading program with the use of film, data, website design and cultural relevancy
- New Mexico Indian History and Curricula Guide – Museum of Indian Arts and Culture for elementary, middle, and high school

Quality Teachers

- Increased the MOAs with tribes and pueblos for developing tribal standards and criteria for licensing Native American language teachers from 10 in 2006 to 16 in 2009
- Doubled the number of Native American teachers and administrators in programs for advanced degrees from 92 in 2006 to 184 in 2007 (UNM)
- Increased number of newly certified Native American teachers from 69 in 2006 to 141 in 2009 (UNM)
- Assist all teachers working with Native American students to gain endorsements in bilingual, TESOL, and reading when they receive a Master's Degree in Special Education (NMHU)

Bilingual & Native Language Programs

- Increased JPAs for language revitalization and preservation and tribal departments of education from 9 in 2006 to 12 in 2009 (\$60K)
 - Curriculum
 - Assessments
 - Instructional Materials
- Bilingual education -- Over \$3 million in state and federal funding in 2007-08 went to 75 districts serving 35,861 students in the following programs:
 - Indigenous language preservation
 - Language maintenance
 - Dual-language programs
 - Transitional programs
 - ELL programs
- Doubled the number of Language and Culture Camps from 8 schools in 3 districts in 2007 to 16 schools in 7 districts in 2008 (\$141K)
- MOUs between LEAs and 13 tribes to implement the IEA:
 - Eg. Gallup-McKinley entered an agreement with the Navajo Tribe and moved from 7 of their schools participating in language and culture programs to all 31 schools participating.
 - Eg. Grants has agreements with Laguna, Acoma, and the Navajo tribe for Native language and culture programs.

Increased Access to Educational Opportunities

- IDEAL-NM opened in August of 2008. It now offers 53 NM developed courses, including Algebra I and NM History
- IDEAL-NM
 - Expands course offerings for opportunity gap in smaller districts – dual credit, languages, math, science, technology, and career tech, financial literacy, ACT test prep, etc.
 - Resolves conflicts in student schedules
 - Provides enrichment, credit-recovery, summer school, online tutoring, alternative high school completion, & home-bound options
 - Keeps per-student, per-class costs below the average SEG rates
 - Increases access to highly qualified teachers
 - Reduces teacher-pupil ratio
 - Aids districts with teacher resources and teacher employment
- Anyone with internet access will be able to access IDEAL-NM and take courses
- Zuni had the Site Coordinator of the year touting a 99% pass rate for students taking all courses from credit recovery to advancement.

Parent and Community Involvement

- Parent/Community Involvement Advisory Council
- Parent-School-Community Tool Kit & District Training (CESDP)
- District IPP that requires the establishment of parent committee
- Parent involvement programs
 - Parenting and interactive literacy
 - Parent engagement planning
 - Crisis planning
 - Native language programs
 - Health education
 - Special education awareness

College and Workforce Readiness

- **High School Redesign 2007** increased graduation requirements, increased alignment between K-12 and higher education:
 - Four years of math with at least one course of Algebra II or higher
 - Four years of English
 - Three years of laboratory-based science
 - Three years of social studies
 - At least one Advanced Placement® (AP), dual enrollment, honors, or online course
 - Participation in the Next Step Planning
 - A three-part assessment system that measures high school, college, and workforce readiness
 - Algebra I will be made available in 8th grade

College and Workforce Readiness Continued

- NM standards and benchmarks well **aligned with SAT, PSAT, and AP tests**, National College Board 2006, 2007, 2008.
- In 2009, 6,759 New Mexico public school students took an AP exam, representing an increase of 12% and the number of scores between 3 and 5, which can earn students college credit, increased by over 7%
- **2009 Native American AP test takers increased by 14% over 2007.**
- **In 2008, nationally, Native American students represented 1 percent of test-takers, compared to 10 percent of New Mexico ACT population.**

Health Initiatives

- Elementary school breakfast
- Elementary PE
- School-based health centers
- Parenting classes
- YRRS data highlights issues:
 - Suicide
 - Alcohol Use
 - Tobacco Use
 - Obesity

Truancy Initiatives

- Education and Treatment: Programs aimed at identifying best practices for early identification, intervention, and referral
- Community partnerships between schools, juvenile justice, support organizations, and resources – success in Gadsden
 - mental health, nutrition, parenting classes, physical health, tutoring, counseling, etc.
- Pueblo and tribal agreements that respect spiritual and cultural traditions and the unique needs of our Native American communities
 - Isleta Taos
 - Zia

Other Academic Support Programs

- PreK
 - Vocabulary growth increased an average of 54%
 - Math skills increased an average of 40%
 - Literacy and print awareness increased an average of 118%
- K-3+
 - K+ pilot showed students who participated in the program reached benchmark more than students who did not
- School Improvement

Taking Action

To address student performance and the graduation rate in NM we are implementing:

- Making Schools Work Reform Agenda
- High School Redesign
- Graduate NM Initiative

Together, these initiatives align to the Five Promises of America's Promise Alliance and to the five recommendations in the GradNation report for comprehensively addressing a community dropout crisis

Making Schools Work

New Mexico recognizes that there are academic, social, and economic factors impacting student achievement and graduation.

Making Schools Work Reform Agenda

- Academic Rigor and Accountability
- Closing the Achievement Gap
- School Readiness
- Quality Teachers
- Parent and Community Involvement
- 21st Century Classrooms
- College and Workforce Readiness

Current Rankings: Quality Counts

Education Week 2010

- Transitions and Alignment: A, Rank No. 2
- Standards, Assessments, Accountability: A-, Rank No. 18
- Teaching Profession: C, Rank No. 21
- School Finance: C-, Rank No. 30
- K-12 Achievement: D-, Rank No. 46
- Chance For Success: D+, Rank No. 50

Academic Rigor and Accountability

- Rewrote state content standards and benchmarks and redesigned state assessments to earn the A- and to hold NM students to high standards
- Redesigned the Educational Plan for Student Success to connect performance to funding and to more accurately measure intervention and progress
- Adopted the Student & Teacher Accountability & Reporting System (STARS), assigned each student a unique student ID creating the ability for longitudinal studies and increased data accuracy
- STARS recognized as a national model for longitudinal data systems, Education Commission of the States, July 2008
- Dual Chartering Authority has now increased charter schools to 88 statewide serving nearly 9,900 students, providing more choices within the existing public school system

Closing the Achievement Gap

Social and Economic Approaches

- NM ranked **1st in the nation for the number of elementary school students eating free and reduced-price breakfast**, *Food and Research Action Center, 2007 & 2008*
- **NM administered over \$93 million in state and federal funds providing nutritionally balanced free or low cost meals/milk to more than 210,000 students daily, 2009**
- Increased number of **school based health centers** from 56 to nearly 80 over the last four years.
- **Invested in elementary PE programs in all 89 school districts, 2008**
- **All 89 school districts have developed Phase I Wellness policies** including developing school health advisory committees and nutrition and physical activity components
- Adopted an intervention approach to truancy connecting families to resources necessary for issues related to behavioral health, child abuse and neglect, and drug and alcohol abuse

Closing the Achievement Gap

Cultural Approaches

- New Mexico invested over \$42 million, 2008-09
- More than 57,000 students in bilingual programs, 2008-09
- Includes more than 9,300 students in dual language immersion classes
- Student achievement among English Language Learners shows steady progress
- Implementing the only comprehensive **Indian Education Act** in the nation
- Increased **Joint Powers Agreements with tribes for revitalization and preservation of native language** from 9 in 2006 to 13 in 2008
- Increased **Memoranda of Agreements with tribes to develop tribal standards and criteria for licensing Native American Language teachers** from 10 in 2006 to 14 in 2008.
- **Doubled the number of Native American teachers** and administrators in programs for advanced degrees or administrative certificates from 92 in 2006 to 184 in 2007
- **Increased the number of newly certified Native American teachers** from 69 in 2006 to 113 in 2007

School Readiness



Newcomb Elementary PreK

- Adopted Statewide **early learning outcomes** & partnering with public and private providers for accountability and alignment
- Developed **Observation and Documentation Assessment processes**, 2007
- New Mexico Invested \$17.6 million in PreK, 2008-09
- 152 Pre K programs serve 4,745 four-year-olds
- \$7.2 million in K-3 Plus programs that extend the school year by 25 instructional days, 2008
- K-3+ served 6,721 students in 92 schools and 24 districts in 2008
- Research shows more than 90 percent of brain growth happens by age 5 and that PreK students and K-3 plus students outperform their peers that did not participate in the programs

Parent and Community Involvement

- Named **statewide Parent and Family Involvement Advisory Council** with parents and representatives from 23 organizations and parent and family groups
- Created an agency **Parent Involvement Action Committee to ensure integration and collaboration for a total of 30 state and federal parent involvement initiatives**
- Implemented a Parent Involvement **Media initiative**, 2006-2009
- Parent involvement **district and school training**, 2006-2009
- Completed a **teen father video** in collaboration with Human Services Division, 2007
- PTA **parent involvement workbook targeting K-6 for every parent**, 2007
- Supporting **23 rural school-community programs that partner school curriculum with community needs** to revitalize economies, workforce, and culture and bring relevance to the classroom
- NM's **Rural Revitalization program considered a model by the National Community Education Association**, 2007

Quality Teachers

- New Mexico now has **97%** of all core courses **taught by highly qualified teachers** (2007-2008) compared to 67% in 2003-2004
- Named “State of the Month” for strategies to improve teacher quality, *National Commission on Teaching and America’s Future, March 2007*
- New Mexico **increased national salary rankings** from 46th to 39th from 2005 to 2008
- NM ranked **3rd nationally for the percentage change in average teacher salaries** from 1998 to 2008
- **Invested \$4.5 million in professional development and mentorship** programs in 2008
- Boosted salaries by an average of 7% for teachers and licensed support staff from 2006 to 2008
- NM ranks 21st nationally for new National Board Certified Teachers, *National Board for Professional Teaching Standards 2007*
- In 2000, 1,051 waivers were granted to teachers not meeting licensure requirements. In 2007, 32 waivers were granted.

21st Century Classrooms

- NM ranked 4th in the nation for online learning policies and practices, Center for Digital Education, Council of Chief State School Officers, and the North American Council for Online Learning, 2009
- NM earned a “B” for statewide student access to technology, *Education Week Technology Counts 2008*
 - Percent of students with classroom access to computers
 - Percent of students with access to computers in a lab/media center
 - Number of students per instructional computer
 - Number of students with access to a high-speed internet
- **NM Laptop Initiative** for 7th graders provided computers to 869 students at 16 schools statewide in 2008, expanding the program to **serve nearly 5,900 students at 48 sites statewide.**

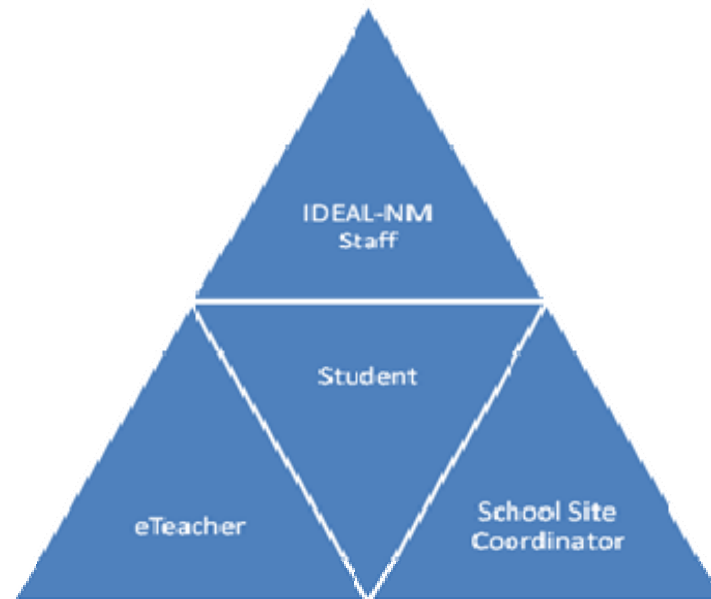
IDEAL-NM

Innovative Digital Education And Learning – New Mexico

- Cyber Academy Act establishing a statewide distance learning technology tool free to public entities (all public schools and charters and state agencies)
 - Webconferencing
 - Curriculum building software
 - Podcasting
 - Blogs and Wikis
 - Developed 6-12 curriculum is free to districts once the pilot phase is complete and improvements completed – to supplement face-to-face learning or for districts to use their own eTeachers
 - All 6-12 curriculum goes through a rigorous review and is highly engaging and rigorous
- Also established a service eLearning center
 - Connects districts to highly qualified teachers (\$200 a semester seat for teacher salary)
 - Allows small districts or charter schools to expand their offerings
 - Helps larger schools and students overcome scheduling conflicts
 - Student centered learning, self-paced, any time learning

IDEAL-NM

IDEAL-NM currently has a 95% pass rate among students taking courses for everything from advancement to credit recovery



Triad of collaborative support with additional support from parents and family are the reason for success. Some of the highest pass rates are among districts serving Native American populations.

IDEAL-NM

Courses are full online courses, not computer assisted learning. They engage students and have a highly qualified teacher engaging almost daily.

Fall 2009 Course Offerings total 54 including:

Digital Photography	English 1-4
Career Exploration	Introduction to Cell Biology
New Mexico History	8th grade Life Science
Geography	8th grade Language Arts
World History	Spanish 1-4
Physics	French 1 & 2
Calculus	Geometry
Algebra I & II	Health and Personal Wellness
	Financial Literacy Astronomy
	Chemistry



College and Workforce Readiness

- Collaboration with national reform initiatives and Higher Education for a seamless and aligned P-20 system of education, 2008
 - Common Core State Standards Initiative
 - American Diploma Project
 - Dual Credit Council
 - P-20 Alignment Council
 - Math and Science Advisory Council
 - Career Technical Education State Advisory Council
- NM standards and benchmarks well **aligned with SAT, PSAT, and AP tests**, National College Board 2006-2008
- **Offered 101 industry recognized certifications** aligned to NM Career Clusters at 72 high schools statewide in 2008

High School Redesign

- Increased the legal dropout age to 18
- Requires high schools to offer*:
 - Financial Literacy
 - Service Learning
 - Two Years of the Same Language other than English
 - Driver Education
 - Media Literacy (starting 2010-11 School Year)
- Algebra I must be offered in 8th grade*

*Remember IDEAL-NM

HS Redesign

Increased Graduation Requirements

- 4 units Math, one at least Algebra II or higher
- 4 units English
- 3.5 units Social Science, including US history and geography; world history and geography; government and economics; and $\frac{1}{2}$ unit NM history
- 3 units Science (2 with lab)
- 1 unit Physical Education
- 1 unit Career Cluster, Workplace Readiness, or Language Other than English
- 7.5 Electives
- In addition:
 - One graduation requirement unit shall be Advanced Placement, honors, dual credit, or distance learning*

HS Redesign: New Assessments

- 9th and 10th Grade
 - Short Cycle Assessments in Reading, Language Arts, and Mathematics three times each year to make sure students are meeting standards; to help teachers target instruction; and to keep parents informed
- 11th Grade Fall
 - Choice of one: College Placement; Career Readiness; Portfolio of Standards-Based Indicators*
- 11th Grade Spring
 - Mandatory Standards Based Assessment (SBA) for Proficiency
 - High School Exit Exam: Either SBA or Portfolio of Standards-Based Indicators*

***Districts
evaluate
portfolios**

Next Step Planning

- High Schools Must:
 - Use assessments to appropriately place student in courses
 - Meet with students and use their interests to guide placement in electives, track extra curricular activities, and explore careers
 - Document academic counseling and Plan changes annually
 - Help students create their own personal success portfolio in an electronic system called Carve Your Path

Carve Your Path

- Will be piloted in school year 2009-2010 and will be FREE
 - Is part of the 11th grade assessment system (the portfolio)
 - Will allow for electronic Next Step Plans, hold assessment scores, projects, internship information, certifications, and any other documentation of student success.
 - It is connected to the Dept of Workforce Solutions and has the power to explore career and college options specific to student interests and strengths.
 - Is connected to STARS and can perform a gap analysis for students between courses taken and courses needed to get on track for career
 - Is connected to colleges and universities nationwide and can match students to institutions based on their interests and strengths
 - Will allow students to join social networks with those who have similar interests
 - Will enable the creation of a complete portfolio important for employers and colleges and important to measure comprehensive student success

Graduate New Mexico! It's Everybody's Business

Governor Richardson's initiative invests \$9 Million of ARRA stimulus is designed to bring back 10,000 dropouts, address the achievement gap, and increasing the graduation rate:

“To sustain New Mexico's growing economy and workforce, all New Mexican's must at the very least graduate from high school. We must accept that in the 21st century, to secure a job that will support a family and provide a decent quality of life, a high school diploma is a must,”

Governor Bill Richardson

August 2009

Graduate New Mexico!

It's Everybody's Business

- **An expansion of IDEAL-NM. The Public Education Department will make online courses available to up to 10,000 students that need to make up credits to graduate.** The credit recovery program will provide on line courses that students can take any where there is internet access. Students must go to their high schools to register.
- **The appointment of a task force for the Schools Most In Need of Improvement.** The taskforce will examine the schools that have consistently failed to improve over the last five years and will make recommendations about intensive interventions New Mexico should consider to improve its persistently low performing schools. The task force will be headed by Education Secretary, Dr. Veronica C. García.
- **The establishment of the Office of Hispanic Education** at the Public Education Department. The office will liaison with the Hispanic Community to engage in meaningful ways to address the achievement gap.

Graduate New Mexico!

It's Everybody's Business

- **Three Governor Summits on the Achievement Gap** each with a separate focus on Hispanic, Native American, and African American student achievement to be held in October, November, and December of 2009. The purpose of the summits is three fold: 1) to call attention to educational challenges, 2) to collaboratively arrive at solutions, and 3) to engage parents and community in the process.
- **The availability of online cultural competence training** for teachers. The course will be offered in collaboration with NM Highlands University Center for the Study and Education of Diverse populations to train teachers in culturally relevant teaching techniques and materials.
- **The creation of an annual report card** clearly reporting achievement, graduation rates, drop out rates, college attendance, college remediation rates, and post secondary attainment levels for each ethnic group.